

M.Tech – Embedded Systems

Curriculum and Syllabus

2019-20



VIT[®]

Vellore Institute of Technology

(Deemed to be University under section 3 of UGC Act, 1956)



VISION STATEMENT OF VELLORE INSTITUTE OF TECHNOLOGY

Transforming life through excellence in education and research.

MISSION STATEMENT OF VELLORE INSTITUTE OF TECHNOLOGY

World class Education: Excellence in education, grounded in ethics and critical thinking, for improvement of life.

Cutting edge Research: An innovation ecosystem to extend knowledge and solve critical problems.

Impactful People: Happy, accountable, caring and effective workforce and students.

Rewarding Co-creations: Active collaboration with national & international industries & universities for productivity and economic development.

Service to Society: Service to the region and world through knowledge and compassion.

VISION STATEMENT OF THE SCHOOL OF ELECTRONICS ENGINEERING

To be a leader by imparting in-depth knowledge in Electronics Engineering, nurturing engineers, technologists and researchers of highest competence, who would engage in sustainable development to cater the global needs of industry and society.

MISSION STATEMENT OF THE SCHOOL OF ELECTRONICS ENGINEERING

- Create and maintain an environment to excel in teaching, learning and applied research in the fields of electronics, communication engineering and allied disciplines which pioneer for sustainable growth.
- Equip our students with necessary knowledge and skills which enable them to be lifelong learners to solve practical problems and to improve the quality of human life



Program Educational Objectives

The graduates of the programme will be able to

PEO 1 Excel in professional career and/or higher education by acquiring solid foundation in science, mathematics and advanced communication engineering and technologies.

PEO 2 Develop and apply engineering solutions for solving contemporary, social and human issues with realistic constraints suitable for the present need through the use of modern tools.

PEO 3 Exhibit professional and ethical standards, effective communication skills, teamwork spirit, multidisciplinary and trans disciplinary approach for successful careers and to be able to compete globally, function as leaders, as entrepreneurs, and manage information efficiently and to engage in lifelong learning.



Programme Outcomes

On completion of the Programme the students will have the

PO_01: Having an ability to apply mathematics and science in engineering applications.

PO_02: Having an ability to design a component or a product applying all the relevant standards and with realistic constraints, including public health, safety, culture, society and environment

PO_03: Having an ability to design and conduct experiments, as well as to analyse and interpret data, and synthesis of information

PO_04: Having an ability to use techniques, skills, resources and modern engineering and IT tools necessary for engineering practice

PO_05: Having problem solving ability- to assess social issues (societal, health, safety, legal and cultural) and engineering problems

PO_06: Having adaptive thinking and adaptability in relation to environmental context and sustainable development

PO_07: Having a clear understanding of professional and ethical responsibility

PO_08: Having a good cognitive load management skills related to project management and finance



Programme Specific Outcomes

On completion of M.Tech. Embedded Systems, graduates will be able to

PSO1. Apply the advanced concepts of Embedded System Design with real-time constraints using advanced Microcontrollers and FPGA based systems.

PSO2. Use the cutting-edge technologies in both hardware and software, to solve real-world multi-disciplinary problems and arrive at a viable solution.

PSO3. Independently carry out research on diverse Embedded System strategies to address practical problems and present a substantial technical report.



School of Electronics Engineering (SENSE)

M.Tech - Embedded Systems

CURRICULUM

[Curriculum for Applied Learning (CAL)]

S. No.	Category	Total number of credits
1	University Core (UC)	27
2	University Elective (UE)	06
3	Programme Core (PC)	19
4	Programme Elective (PE)	18
Total Credits		70

University Core - 27 Credits

S.No	Course Code	Course Title	L	T	P	J	C
1	MAT6001	Advanced statistical methods	2	0	2	0	3
	ENG5001 and	Fundamentals of Communication Skills	{0	0	2	0	
2	ENG5002 or FRE5001 / GER5001	and Professional and Communication Skills (or) (Foreign Language)	0 2	0 0	2 0	0 0	2
3	STS5001 & STS5002	Soft Skills	0	0	0	0	2
4	SET5001	SET Project-I	0	0	0	0	2
5	SET5002	SET Project-II	0	0	0	0	2
6	ECE6099	Master's Thesis	0	0	0	0	16
Total							27

University Elective – 6 Credits

S.No	Course Code	Course Title	L	T	P	J	C
1		University Elective	-	-	-	-	6
Total							6

C -

L – Lecture T – Tutorial P – Practical J – Project Credits



Programme Core 19 credits

S.No	Course Code	Course Title	L	T	P	J	C
1	ECE5041	Embedded System Design	3	0	0	0	3
2	ECE5042	Microcontroller Architecture and Organization	2	0	2	4	4
3	ECE5053	Electronic Hardware System Design	2	0	2	4	4
4	ECE5043	Embedded Programming	3	0	2	0	4
5	ECE5054	Real Time Operating System	3	0	2	0	4
Total							19

C -

L – Lecture T – Tutorial

P – Practical

J – Project

Credits



Programme Electives - 18 Credits

S.No	Course Code	Course Title	L	T	P	J	C
1	ECE6041	Automotive Electrical Systems	3	0	0	0	3
2	ECE6036	In Vehicle Networking	3	0	0	0	3
3	ECE6042	Wireless and Mobile Communication	3	0	0	0	3
4	ECE6043	Advanced Processors and its applications	2	0	0	4	3
5	ECE6044	Electromagnetic Interference and Compatibility in ESD	3	0	0	0	3
6	ECE5045	Advanced Digital Image Processing	3	0	0	0	3
7	ECE6045	Neural networks and Fuzzy Systems	2	0	0	4	3
8	ECE6037	Fault Tolerance and Dependable Systems	2	0	0	0	2
9	ECE6046	Advanced Embedded Programming	3	0	0	0	3
10	ECE6047	Design and Analysis of Algorithms	3	0	0	4	4
11	ECE6038	Virtual Instrumentation Systems	0	0	4	4	3
12	ECE6048	Embedded System design using FPGA	2	0	0	4	3
13	ECE5044	Hardware Software Co-design	3	0	0	0	3
14	ECE6049	Modern automotive electronics systems	2	0	0	4	3
15	CSE6052	Parallel Processing and Computing	3	0	0	0	3



University Core



MAT6001	ADVANCED STATISTICAL METHODS	L	T	P	J	C
		2	0	2	0	3
Pre-requisite	None	Syllabus Version				
		2.0				
Course Objectives						
<ol style="list-style-type: none"> 1. To provide students with a framework that will help them choose the appropriate descriptive statistics in various data analysis situations. 2. To analyse distributions and relationships of real-time data. 3. To apply estimation and testing methods to make inference and modelling techniques for decision making using various techniques including multivariate analysis. 						
Expected Course Outcome						
<p>At the end of the course the students are expected to</p> <ol style="list-style-type: none"> [1] understand the concept of correlation and regression model and able to interpret the effect of variables, regression coefficients, coefficient of determination. [2] make appropriate decisions using inferential statistical tools that are central to experimental research. [3] understand the statistical forecasting methods and model fitting by graphical interpretation of time series data. [4] construct standard experimental designs and describe what statistical models can be estimated using the data. [5] demonstrate R programming for statistical data 						
Module:1	Basic Statistical Tools for Analysis:	4 hours				
Summary Statistics, Correlation and Regression, Concept of R^2 and Adjusted R^2 and Partial and Multiple Correlation, Fitting of simple and Multiple Linear regression, Explanation and Assumptions of Regression Diagnostics						
Module:2	Statistical inference :	9 hours				
Basic Concepts, Normal distribution-Area properties, Steps in tests of significance –large sample tests-Z tests for Means and Proportions, Small sample tests –t-test for Means, F test for Equality of Variances, Chi-square test for independence of Attributes.						
Module:3	Modelling and Forecasting Methods:	9 hours				
Introduction: Concept of Linear and Non Liner Forecasting model ,Concepts of Trend, Exponential Smoothing, Linear and Compound Growth model, Fitting of Logistic curve and their Applications, Moving Averages, Forecasting accuracy tests. Probability models for time series: Concepts of AR, ARMA and ARIMA models.						
Module:4	Design of Experiments:	6 hours				
Analysis of variance – one and two way classifications – Principle of design of experiments, CRD – RBD – LSD, Concepts of 2^2 and 2^3 factorial experiments.						

Module:5	Contemporary Issues :	2 hours
Industry Expert Lecture		
Total Lecture hours :		30 hours
Text Book(s)		
1.	Applied Statistics and Probability for Engineers, Douglas C. Montgomery George C. Runger, 6 th edition, John Wiley & Sons (2016),	
2	Time Series Analysis and Its Applications With R Examples, Shumway, Robert H., Stoffer, David S., 4 th edition, Springer publications (2017)	
Reference Books		
1.	The Elements of Statistical Learning: Data Mining, Inference, and Prediction, Trevor Hastie and Robert Tibshirani, 2 nd Edition, Springer Series, (2017)	
2	Introduction to Probability and Statistics: Principles and Applications for Engineering and the Computing Sciences, J. Susan Milton and Jesse Arnold, McGraw Hill education (2017)	
Mode of Evaluation		
Digital Assignments, Quiz, Continuous Assessments, Final Assessment Test		
List of Challenging Experiments (Indicative)		
1.	Computing Summary Statistics using real time data	3 hours
2	Plotting and visualizing data using Tabulation and Graphical Representations.	3 hours
3	Applying simple linear and multiple linear regression models to real dataset; computing and interpreting the coefficient of determination for scale data.	3 hours
4.	Testing of hypothesis for Large sample tests for real-time problems.	2 hours
5.	Testing of hypothesis for Small sample tests for One and Two Sample mean and paired comparison (Pre-test and Post-test)	2 hours
6.	Testing of hypothesis for Small Sample tests for F-test	2 hours
7	Testing of hypothesis for Small Sample tests for Chi-square test	2 hours
8	Applying Time series analysis-Trends. Growth ,Logistic, Exponential models	2 hours
9	Applying Time series model AR , ARMA and ARIMA and testing Forecasting accuracy tests.	3 hours
10	Performing ANOVA (one-way and two-way), CRD, RBD and LSD for real dataset.	3 hours
11	Performing 2 ² factorial experiments with real time Applications	2 hours



12	Performing 2^3 factorial experiments with real time Applications	3 hours
Total Laboratory Hours		30 hours
Mode of Evaluation		
Weekly Assessments, Final Assessment Test		
Recommended by Board of Studies	25-02-2017	
Approved by Academic Council	No. 46	Date 24-08-2017



ENG5001	Fundamentals of Communication Skills	L	T	P	J	C
		0	0	2	0	1
Pre-requisite	Not cleared EPT (English Proficiency Test)	Syllabus version				
		1.0				
Course Objectives:						
1. To enable learners learn basic communication skills - Listening, Speaking, Reading and Writing						
2. To help learners apply effective communication in social and academic context						
3. To make students comprehend complex English language through listening and reading						
Expected Course Outcome:						
1. Enhance the listening and comprehension skills of the learners						
2. Acquire speaking skills to express their thoughts freely and fluently						
3. Learn strategies for effective reading						
4. Write grammatically correct sentences in general and academic writing						
5. Develop technical writing skills like writing instructions, transcoding etc.,						
Module:1	Listening	8 hours				
Understanding Conversation						
Listening to Speeches						
Listening for Specific Information						
Module:2	Speaking	4 hours				
Exchanging Information						
Describing Activities, Events and Quantity						
Module:3	Reading	6 hours				
Identifying Information						
Inferring Meaning						
Interpreting text						
Module:4	Writing: Sentence	8hours				
Basic Sentence Structure						
Connectives						
Transformation of Sentences						
Synthesis of Sentences						
Module:5	Writing: Discourse	4hours				
Instructions						
Paragraph						
Transcoding						
Total Lecture hours:						30 hours
Text Book(s)						
1.	Redston, Chris, Theresa Clementson, and Gillie Cunningham. <i>Face2face Upper Intermediate Student's Book</i> . 2013, Cambridge University Press.					
Reference Books						
1	Chris Juzwiak . <i>Stepping Stones: A guided approach to writing sentences and Paragraphs (Second Edition)</i> , 2012, Library of Congress.					
2.	Clifford A Whitcomb & Leslie E Whitcomb, <i>Effective Interpersonal and Team Communication Skills for Engineers</i> , 2013, John Wiley & Sons, Inc., Hoboken: New Jersey.					
3.	ArunPatil, Henk Eijkman &Ena Bhattacharya, <i>New Media Communication Skills for Engineers and IT Professionals</i> , 2012, IGI Global, Hershey PA.					
4.	Judi Brownell, <i>Listening: Attitudes, Principles and Skills</i> , 2016, 5 th Edition, Routledge:USA					
5.	John Langan, <i>Ten Steps to Improving College Reading Skills</i> , 2014, 6 th Edition, Townsend					



6.	Press:USA Redston, Chris, Theresa Clementson, and Gillie Cunningham. <i>Face2face Upper Intermediate Teacher's Book</i> . 2013, Cambridge University Press.		
	Authors, book title, year of publication, edition number, press, place		
Mode of Evaluation: CAT / Assignment / Quiz / FAT / Project / Seminar			
List of Challenging Experiments (Indicative)			
1.	Familiarizing students to adjectives through brainstorming adjectives with all letters of the English alphabet and asking them to add an adjective that starts with the first letter of their name as a prefix.	2 hours	
2.	Making students identify their peer who lack Pace, Clarity and Volume during presentation and respond using Symbols.	4 hours	
3.	Using Picture as a tool to enhance learners speaking and writing skills	2 hours	
4.	Using Music and Songs as tools to enhance pronunciation in the target language / Activities through VIT Community Radio	2 hours	
5.	Making students upload their Self- introduction videos in Vimeo.com	4 hours	
6.	Brainstorming idiomatic expressions and making them use those in to their writings and day to day conversation	4 hours	
7.	Making students Narrate events by adding more descriptive adjectives and add flavor to their language / Activities through VIT Community Radio	4 hours	
8	Identifying the root cause of stage fear in learners and providing remedies to make their presentation better	4 hours	
9	Identifying common Spelling & Sentence errors in Letter Writing and other day to day conversations	2 hours	
10.	Discussing FAQ's in interviews with answers so that the learner gets a better insight in to interviews / Activities through VIT Community Radio	2 hours	
Total Laboratory Hours			30 hours
Mode of evaluation: Online Quizzes, Presentation, Role play, Group Discussions, Assignments, Mini Project			
Recommended by Board of Studies		22-07-2017	
Approved by Academic Council		No. 46	Date 24-8-2017



ENG5002	Professional and Communication Skills	L	T	P	J	C
		0	0	2	0	1
Pre-requisite	ENG5001	Syllabus version				
		1.1				
Course Objectives:						
1. To enable students to develop effective Language and Communication Skills 2. To enhance students' Personal and Professional skills 3. To equip the students to create an active digital footprint						
Expected Course Outcome:						
1. Improve inter-personal communication skills 2. Develop problem solving and negotiation skills 3. Learn the styles and mechanics of writing research reports 4. Cultivate better public speaking and presentation skills 5. Apply the acquired skills and excel in a professional environment						
Module:1	Personal Interaction	2hours				
Introducing Oneself- one's career goals Activity: SWOT Analysis						
Module:2	Interpersonal Interaction	2 hours				
Interpersonal Communication with the team leader and colleagues at the workplace Activity: Role Plays/Mime/Skit						
Module:3	Social Interaction	2 hours				
Use of Social Media, Social Networking, gender challenges Activity: Creating LinkedIn profile, blogs						
Module:4	Résumé Writing	4 hours				
Identifying job requirement and key skills Activity: Prepare an Electronic Résumé						
Module:5	Interview Skills	4 hours				
Placement/Job Interview, Group Discussions Activity: Mock Interview and mock group discussion						
Module:6	Report Writing	4 hours				
Language and Mechanics of Writing Activity: Writing a Report						
Module:7	Study Skills: Note making	2hours				
Summarizing the report Activity: Abstract, Executive Summary, Synopsis						
Module:8	Interpreting skills	2 hours				
Interpret data in tables and graphs Activity: Transcoding						
Module:9	Presentation Skills	4 hours				
Oral Presentation using Digital Tools Activity: Oral presentation on the given topic using appropriate non-verbal cues						
Module:10	Problem Solving Skills	4 hours				
Problem Solving & Conflict Resolution Activity: Case Analysis of a Challenging Scenario						
	Total Lecture hours:	30hours				
Text Book(s)						



1	Bhatnagar Nitin and Mamta Bhatnagar, <i>Communicative English For Engineers And Professionals</i> , 2010, Dorling Kindersley (India) Pvt. Ltd.
---	--

Reference Books

1	Jon Kirkman and Christopher Turk, <i>Effective Writing: Improving Scientific, Technical and Business Communication</i> , 2015, Routledge
2	Diana Bairaktarova and Michele Eodice, <i>Creative Ways of Knowing in Engineering</i> , 2017, Springer International Publishing
3	Clifford A Whitcomb & Leslie E Whitcomb, <i>Effective Interpersonal and Team Communication Skills for Engineers</i> , 2013, John Wiley & Sons, Inc., Hoboken: New Jersey.
4	ArunPatil, Henk Eijkman &Ena Bhattacharya, <i>New Media Communication Skills for Engineers and IT Professionals</i> , 2012, IGI Global, Hershey PA.

Mode of Evaluation: CAT / Assignment / Quiz / FAT / Project / Seminar

List of Challenging Experiments (Indicative)

1.	SWOT Analysis – Focus specially on describing two strengths and two weaknesses	2 hours
2.	Role Plays/Mime/Skit -- Workplace Situations	4 hours
3.	Use of Social Media – Create a LinkedIn Profile and also write a page or two on areas of interest	2 hours
4.	Prepare an Electronic Résumé and upload the same in vimeo	2 hours
5.	Group discussion on latest topics	4 hours
6	Report Writing – Real-time reports	2 hours
7	Writing an Abstract, Executive Summary on short scientific or research articles	4 hours
8	Transcoding – Interpret the given graph, chart or diagram	2 hours
9	Oral presentation on the given topic using appropriate non-verbal cues	4 hours
10	Problem Solving -- Case Analysis of a Challenging Scenario	4 hours

Total Laboratory Hours 30 hours

Mode of evaluation: : Online Quizzes, Presentation, Role play, Group Discussions, Assignments, Mini Project

Recommended by Board of Studies 22-07-2017

Approved by Academic Council No. 47 Date 05-10-2017



FRE5001	FRANCAIS FONCTIONNEL	L	T	P	J	C
		2	0	0	0	2
Pre-requisite		Syllabus version				
Nil		1.0				
Course Objectives:						
<p>The course gives students the necessary background to:</p> <ol style="list-style-type: none"> 1. Demonstrate competence in reading, writing, and speaking basic French, including knowledge of vocabulary (related to profession, emotions, food, workplace, sports/hobbies, classroom and family). 2. Achieve proficiency in French culture oriented view point. 						
Expected Course Outcome:						
<p>The students will be able to</p> <ol style="list-style-type: none"> 1. Remember the daily life communicative situations via personal pronouns, emphatic pronouns, salutations, negations, interrogations etc. 2. Create communicative skill effectively in French language via regular / irregular verbs. 3. Demonstrate comprehension of the spoken / written language in translating simple sentences. 4. Understand and demonstrate the comprehension of some particular new range of unseen written materials. 5. Demonstrate a clear understanding of the French culture through the language studied. 						
Module:1	Saluer, Se présenter, Etablir des contacts	3 hours				
Les Salutations, Les nombres (1-100), Les jours de la semaine, Les mois de l'année, Les Pronoms Sujets, Les Pronoms Toniques, La conjugaison des verbes réguliers, La conjugaison des verbes irréguliers- avoir / être / aller / venir / faire etc.						
Module:2	Présenter quelqu'un, Chercher un(e) correspondant(e), Demander des nouvelles d'une personne.	3 hours				
La conjugaison des verbes Pronominaux, La Négation, L'interrogation avec 'Est-ce que ou sans Est-ce que'.						
Module:3	Situer un objet ou un lieu, Poser des questions	4 hours				
L'article (défini/ indéfini), Les prépositions (à/en/au/aux/sur/dans/avec etc.), L'article contracté, Les heures en français, La Nationalité du Pays, L'adjectif (La Couleur, l'adjectif possessif, l'adjectif démonstratif/ l'adjectif interrogatif (quel/quelles/quelle/quelles), L'accord des adjectifs avec le nom, L'interrogation avec Comment/ Combien / Où etc.,						
Module:4	Faire des achats, Comprendre un texte court, Demander et indiquer le chemin.	6 hours				
La traduction simple :(français-anglais / anglais –français)						
Module:5	Trouver les questions, Répondre aux	5 hours				



questions générales en français.		
L'article Partitif, Mettez les phrases aux pluriels, Faites une phrase avec les mots donnés, Exprimez les phrases données au Masculin ou Féminin, Associez les phrases.		
Module:6	Comment écrire un passage	3 hours
Décrivez : La Famille /La Maison, /L'université /Les Loisirs/ La Vie quotidienne etc.		
Module:7	Comment écrire un dialogue	4 hours
Dialogue: a) Réserver un billet de train b) Entre deux amis qui se rencontrent au café c) Parmi les membres de la famille d) Entre le client et le médecin		
Module:8	Invited Talk: Native speakers	2 hours
Total Lecture hours:		30 hours
Text Book(s)		
1.	Echo-1, Méthode de français, J. Girardet, J. Pécheur, Publisher CLE International, Paris 2010.	
2.	Echo-1, Cahier d'exercices, J. Girardet, J. Pécheur, Publisher CLE International, Paris 2010.	
Reference Books		
1.	CONNEXIONS 1, Méthode de français, Régine Mérieux, Yves Loiseau, Les Éditions Didier, 2004.	
2.	CONNEXIONS 1, Le cahier d'exercices, Régine Mérieux, Yves Loiseau, Les Editions Didier, 2004.	
3.	ALTER EGO 1, Méthode de français, Annie Berthet, Catherine Hugo, Véronique M. Kizirian, Béatrix Sampsonis, Monique Waendendries, Hachette livre 2006.	
Mode of Evaluation: CAT / Assignment / Quiz / FAT		
Recommended by Board of Studies		
Approved by Academic Council	No 41	Date 17-06-2016



GER5001	Deutsch für Anfänger	I	T	P	J	C
		2	0	0	0	2
Pre-requisite	NIL	Syllabus version				
		1.0				
Course Objectives:						
The course gives students the necessary background to: <ol style="list-style-type: none"> 1. Enable students to read and communicate in German in their day to day life 2. Become industry-ready 3. Make them understand the usage of grammar in the German Language. 						
Expected Course Outcome:						
The students will be able to <ol style="list-style-type: none"> 1. Create the basics of German language in their day to day life. 2. Understand the conjugation of different forms of regular/irregular verbs. 3. Understand the rule to identify the gender of the Nouns and apply articles appropriately. 4. Apply the German language skill in writing corresponding letters, E-Mails etc. 5. Create the talent of translating passages from English-German and vice versa and To frame simple dialogues based on given situations. 						
Module:1						3 hours
Einleitung, Begrüßungsformen, Landeskunde, Alphabet, Personalpronomen, Verb Konjugation, Zahlen (1-100), W-fragen, Aussagesätze, Nomen – Singular und Plural						
Lernziel: Elementares Verständnis von Deutsch, Genus- Artikelwörter						
Module:2						3 hours
Konjugation der Verben (regelmässig /unregelmässig) die Monate, die Wochentage, Hobbys, Berufe, Jahreszeiten, Artikel, Zahlen (Hundert bis eine Million), Ja-/Nein- Frage, Imperativ mit Sie						
Lernziel : Sätze schreiben, über Hobbys erzählen, über Berufe sprechen usw.						
Module:3						4 hours
Possessivpronomen, Negation, Kasus- Akkusativ und Dativ (bestimmter, unbestimmter Artikel), trennbare verben, Modalverben, Adjektive, Uhrzeit, Präpositionen, Mahlzeiten, Lebensmittel, Getränke						
Lernziel : Sätze mit Modalverben, Verwendung von Artikel, über Länder und Sprachen sprechen, über eine Wohnung beschreiben.						
Module:4						6 hours
Übersetzungen : (Deutsch – Englisch / Englisch – Deutsch)						
Lernziel : Grammatik – Wortschatz – Übung						
Module:5						5 hours



Leseverständnis, Mindmap machen, Korrespondenz- Briefe, Postkarten, E-Mail			
Lernziel : Wortschatzbildung und aktiver Sprachgebrauch			
Module:6		3 hours	
Aufsätze : Meine Universität, Das Essen, mein Freund oder meine Freundin, meine Familie, ein Fest in Deutschland usw			
Module:7		4 hours	
Dialoge: e) Gespräche mit Familienmitgliedern, Am Bahnhof, f) Gespräche beim Einkaufen ; in einem Supermarkt ; in einer Buchhandlung ; g) in einem Hotel - an der Rezeption ; ein Termin beim Arzt. Treffen im Cafe			
Module:8		2 hours	
Guest Lectures/Native Speakers / Feinheiten der deutschen Sprache, Basisinformation über die deutschsprachigen Länder			
		Total Lecture hours:	30 hours
Text Book(s)			
1.	Studio d A1 Deutsch als Fremdsprache, Hermann Funk, Christina Kuhn, Silke Demme : 2012		
Reference Books			
1	Netzwerk Deutsch als Fremdsprache A1, Stefanie Dengler, Paul Rusch, Helen Schmitz, Tanja Sieber, 2013		
2	Lagune ,Hartmut Aufderstrasse, Jutta Müller, Thomas Storz, 2012.		
3	Deutsche Sprachlehre für Ausländer, Heinz Griesbach, Dora Schulz, 2011		
4	ThemenAktuell 1, Hartmut Aufderstrasse, Heiko Bock, Mechthild Gerdes, Jutta Müller und Helmut Müller, 2010		
	www.goethe.de wirtschaftsdeutsch.de hueber.de, klett-sprachen.de www.deutschtraining.org		
Mode of Evaluation: CAT / Assignment / Quiz / FAT			
Recommended by Board of Studies			
Approved by Academic Council		No. 41	Date 17-06-2016



STS5001	Essentials of Business Etiquettes	L	T	P	J	C
		3*	0	0	0	1
Pre-requisite		Syllabus version				
		2.0				
Course Objectives:						
<ol style="list-style-type: none"> 1. To develop the students' logical thinking skills 2. To learn the strategies of solving quantitative ability problems 3. To enrich the verbal ability of the students 4. To enhance critical thinking and innovative skills 						
Expected Course Outcome:						
<ul style="list-style-type: none"> • Enabling students to use relevant aptitude and appropriate language to express themselves • To communicate the message to the target audience clearly 						
Module:1	Business Etiquette: Social and Cultural Etiquette and Writing Company Blogs and Internal Communications and Planning and Writing press release and meeting notes	9 hours				
Value, Manners, Customs, Language, Tradition, Building a blog, Developing brand message, FAQs', Assessing Competition, Open and objective Communication, Two way dialogue, Understanding the audience, Identifying, Gathering Information,. Analysis, Determining, Selecting plan, Progress check, Types of planning, Write a short, catchy headline, Get to the Point –summarize your subject in the first paragraph., Body – Make it relevant to your audience,						
Module:2	Study skills – Time management skills	3 hours				
Prioritization, Procrastination, Scheduling, Multitasking, Monitoring, Working under pressure and adhering to deadlines						
Module:3	Presentation skills – Preparing presentation and Organizing materials and Maintaining and preparing visual aids and Dealing with questions	7 hours				
10 Tips to prepare PowerPoint presentation, Outlining the content, Passing the Elevator Test, Blue sky thinking, Introduction , body and conclusion, Use of Font, Use of Color, Strategic presentation, Importance and types of visual aids, Animation to captivate your audience, Design of posters, Setting out the ground rules, Dealing with interruptions, Staying in control of the questions, Handling difficult questions						
Module:4	Quantitative Ability -L1 – Number properties and Averages and Progressions and Percentages and Ratios	11 hours				
Number of factors, Factorials, Remainder Theorem, Unit digit position, Tens digit position, Averages, Weighted Average, Arithmetic Progression, Geometric Progression, Harmonic Progression, Increase & Decrease or successive increase, Types of ratios and proportions						



Module:5	Reasoning Ability-L1 – Analytical Reasoning	8 hours		
Data Arrangement(Linear and circular & Cross Variable Relationship), Blood Relations, Ordering/ranking/grouping, Puzzle test, Selection Decision table				
Module:6	Verbal Ability-L1 – Vocabulary Building	7 hours		
Synonyms & Antonyms, One word substitutes, Word Pairs, Spellings, Idioms, Sentence completion, Analogies				
Total Lecture hours:		45 hours		
Reference Books				
1.	Kerry Patterson, Joseph Grenny, Ron McMillan, Al Switzler(2001) Crucial Conversations: Tools for Talking When Stakes are High. Bangalore. McGraw-Hill Contemporary			
2.	Dale Carnegie,(1936) How to Win Friends and Influence People. New York. Gallery Books			
3.	Scott Peck. M(1978) Road Less Travelled. New York City. M. Scott Peck.			
4.	FACE(2016) Aptipedia Aptitude Encyclopedia. Delhi. Wiley publications			
5.	ETHNUS(2013) Aptimithra. Bangalore. McGraw -Hill Education Pvt. Ltd.			
Websites:				
1.	www.chalkstreet.com			
2.	www.skillsyouneed.com			
3.	www.mindtools.com			
4.	www.thebalance.com			
5.	www.eguru.000			
Mode of Evaluation: FAT, Assignments, Projects, Case studies, Role plays, 3 Assessments with Term End FAT (Computer Based Test)				
Recommended by Board of Studies		09/06/2017		
Approved by Academic Council		No. 45 th AC	Date	15/06/2017



STS5002	Preparing for Industry	L	T	P	J	C
		3*	0	0	0	1
Pre-requisite		Syllabus version				
		2.0				
Course Objectives:						
5. To develop the students' logical thinking skills 6. To learn the strategies of solving quantitative ability problems 7. To enrich the verbal ability of the students 8. To enhance critical thinking and innovative skills						
Expected Course Outcome:						
<ul style="list-style-type: none"> ● Enabling students to simplify, evaluate, analyze and use functions and expressions to simulate real situations to be industry ready. 						
Module:1	Interview skills – Types of interview and Techniques to face remote interviews and Mock Interview	3 hours				
Structured and unstructured interview orientation, Closed questions and hypothetical questions, Interviewers' perspective, Questions to ask/not ask during an interview, Video interview, Recorded feedback, Phone interview preparation, Tips to customize preparation for personal interview, Practice rounds						
Module:2	Resume skills – Resume Template and Use of power verbs and Types of resume and Customizing resume	2 hours				
Structure of a standard resume, Content, color, font, Introduction to Power verbs and Write up, Quiz on types of resume, Frequent mistakes in customizing resume, Layout - Understanding different company's requirement, Digitizing career portfolio						
Module:3	Emotional Intelligence - L1 – Transactional Analysis and Brain storming and Psychometric Analysis and Rebus Puzzles/Problem Solving	12 hours				
Introduction, Contracting, ego states, Life positions, Individual Brainstorming, Group Brainstorming, Stepladder Technique, Brain writing, Crawford's Slip writing approach, Reverse brainstorming, Star bursting, Charlette procedure, Round robin brainstorming, Skill Test, Personality Test, More than one answer, Unique ways						
Module:4	Quantitative Ability-L3 – Permutation-Combinations and Probability and Geometry and mensuration and Trigonometry and Logarithms and Functions and Quadratic Equations and Set Theory	14 hours				
Counting, Grouping, Linear Arrangement, Circular Arrangements, Conditional Probability, Independent and Dependent Events, Properties of Polygon, 2D & 3D Figures, Area & Volumes, Heights and distances, Simple trigonometric functions, Introduction to logarithms, Basic rules of						



logarithms, Introduction to functions, Basic rules of functions, Understanding Quadratic Equations, Rules & probabilities of Quadratic Equations, Basic concepts of Venn Diagram			
Module:5	Reasoning ability-L3 – Logical reasoning and Data Analysis and Interpretation	7 hours	
Syllogisms, Binary logic, Sequential output tracing, Crypto arithmetic, Data Sufficiency, Data interpretation-Advanced, Interpretation tables, pie charts & bar charts			
Module:6	Verbal Ability-L3 – Comprehension and Logic	7 hours	
Reading comprehension, Para Jumbles, Critical Reasoning (a) Premise and Conclusion, (b) Assumption & Inference, (c) Strengthening & Weakening an Argument			
Total Lecture hours:		45 hours	
Reference Books			
1.	Michael Farra and JIST Editors(2011) Quick Resume & Cover Letter Book: Write and Use an Effective Resume in Just One Day. Saint Paul, Minnesota. Jist Works		
2.	Daniel Flage Ph.D(2003) The Art of Questioning: An Introduction to Critical Thinking. London. Pearson		
3.	David Allen(2002) Getting Things done : The Art of Stress -Free productivity. New York City. Penguin Books.		
4.	FACE(2016) Aptipedia Aptitude Encyclopedia.Delhi. Wiley publications		
5.	ETHNUS(2013) Aptimithra. Bangalore. McGraw-Hill Education Pvt. Ltd.		
Websites:			
1.	www.chalkstreet.com		
2.	www.skillsyouneed.com		
3.	www.mindtools.com		
4.	www.thebalance.com		
5.	www.eguru.ooo		
Mode of Evaluation: FAT, Assignments, Projects, Case studies, Role plays, 3 Assessments with Term End FAT (Computer Based Test)			
Recommended by Board of Studies		09/06/2017	
Approved by Academic Council		No. 45 th AC	Date 15/06/2017



Course code	Course Title	L	T	P	J	C
SET 5001	SCIENCE, ENGINEERING AND TECHNOLOGY PROJECT- I	0	0	0		2
Pre-requisite		Syllabus Version				
Anti-requisite		1.10				
Course Objectives:						
<ul style="list-style-type: none">▪ To provide opportunity to involve in research related to science / engineering▪ To inculcate research culture▪ To enhance the rational and innovative thinking capabilities						
Expected Course Outcome:						
On completion of this course, the student should be able to:						
<ol style="list-style-type: none">1. Identify problems that have relevance to societal / industrial needs2. Exhibit independent thinking and analysis skills3. Demonstrate the application of relevant science / engineering principles						
Modalities / Requirements						
<ol style="list-style-type: none">1. Individual or group projects can be taken up2. Involve in literature survey in the chosen field3. Use Science/Engineering principles to solve identified issues4. Adopt relevant and well-defined / innovative methodologies to fulfill the specified objective5. Submission of scientific report in a specified format (after plagiarism check)						
Student Assessment : Periodical reviews, oral/poster presentation						
Recommended by Board of Studies	17-08-2017					
Approved by Academic Council	No. 47	Date	05-10-2017			



Course Code	Course Title	L	T	P	J	C
ECE6099	Masters Thesis	0	0	0	0	16
Pre-requisite	As per the academic regulations	Syllabus version				
		1.0				
Course Objectives:						
To provide sufficient hands-on learning experience related to the design, development and analysis of suitable product / process so as to enhance the technical skill sets in the chosen field.						
Expected Course Outcome:						
At the end of the course the student will be able to						
<ol style="list-style-type: none"> 1. Formulate specific problem statements for ill-defined real life problems with reasonable assumptions and constraints. 2. Perform literature search and / or patent search in the area of interest. 3. Conduct experiments / Design and Analysis / solution iterations and document the results. 4. Perform error analysis / benchmarking / costing 5. Synthesise the results and arrive at scientific conclusions / products / solution 6. Document the results in the form of technical report / presentation 						
Contents						
<p>Capstone Project may be a theoretical analysis, modeling & simulation, experimentation & analysis, prototype design, fabrication of new equipment, correlation and analysis of data, software development, applied research and any other related activities.</p> <p>Project should be for two semesters based on the completion of required number of credits as per the academic regulations.</p> <p>Should be individual project.</p> <p>In case of group projects, the individual project report of each student should specify the individual's contribution to the group project.</p> <p>Carried out inside or outside the university, in any relevant industry or research institution.</p> <p>Publications in the peer reviewed journals / International Conferences will be an added advantage</p>						
Mode of Evaluation: Periodic reviews, Presentation, Final oral viva, Poster submission						
Recommended by Board of Studies	10-06-2015					
Approved by Academic Council	No. 37	Date	16-06-2015			



Programme Core



Course Code	Course Title	L	T	P	J
ECE5041	EMBEDDED SYSTEM DESIGN	3	0	0	0
Prerequisite: None		Syllabus			
Version: 1					
Course Objectives:					
The c					
To course is aimed at					
[1] Introducing students to Embedded system processor and its software.					
[2] Enabling students to design an Embedded system using various methodologies.					
[3] Preparing students to build process for an Embedded system.					
Expected Course Outcome:					
At the end the course the students will be able to					
[1] Comprehend Embedded Processor and its software					
[2] Design an Embedded system with different modeling techniques.					
[3] Build a process for an Embedded system.					
[4] Design an Embedded system using processors, memory I/O devices and communication network within realistic constraints.					
[5] Incorporate operating system in an Embedded system.					
[6] Comprehend the operation of multitasking in an Embedded System and implementation strategies of Embedded networks.					
Module:1	Introduction to Embedded System	5	hour		
Embedded system processor, hardware unit, software embedded into a system, Example of an embedded system, Embedded Design life cycle, Layers of Embedded Systems.					
Module:2	Embedded System Design Methodologies	5	hours		
Embedded System modeling [flow graphs, FSM, Petri nets], UML as Design tool, UML notation, Requirement Analysis and Use case Modeling, Design Examples					
Module:3	Building Process For Embedded Systems	6	hours		
Preprocessing, Compiling, Cross Compiling, Linking, Locating, Compiler Driver, Linker Map Files, Linker Scripts and scatter loading, Loading on the target, Embedded File System.					
Module:4	System design using general purpose processor	7	hours		
Microcontroller architectures (RISC, CISC), Embedded Memory, Strategic selection of processor and memory, Memory Devices and their Characteristics, Cache Memory and Various mapping techniques, DMA.					
Module:5	I/O Devices & Networks	7	hours		
Review of ADC, DAC, Timers / Counters, LED, Switches, LCD, Interrupt Controllers, Networks for Embedded systems- USB, PCI, PCI Express, UART, SPI, I2C, CAN, Wireless Applications - Bluetooth, Zigbee, Wi-Fi, 6LoWPAN , Evolution of Internet of things (IOT).					
Module:6	Operating Systems	7	hours		

Introduction to Operating Systems, Basic Features & Functions of an Operating System, Kernel & its Features [polled loop system, interrupt driven system, multi rate system], Processes/Task and its states, Process/Task Control Block, Threads, Scheduler, Dispatcher.

Module:7	Multi Tasking	6	hours
-----------------	----------------------	----------	--------------

Context Switching , Scheduling and various Scheduling algorithms, Inter-process Communication (Shared Memory, Mail Box, Message Queue), Inter Task Synchronization (Semaphore, Mutex), Dead Lock, Priority Inversion (bounded and unbounded), Priority Ceiling Protocol & Priority Inheritance Protocol

Module:8	Contemporary Topics	2	hours
-----------------	----------------------------	----------	--------------

Total Lecture:		45	hours
-----------------------	--	-----------	--------------

Text Books:

- Wayne Wolf "Computers as components: Principles of Embedded Computing System Design", The Morgan Kaufmann Series in Computer Architecture and Design, 2013.

Reference Books:

- Lyla B. Das," Embedded Systems an Integrated Approach", Pearson Education, 2013.
- Raj Kamal, "Embedded systems Architecture, Programming and Design", Tata McGraw-Hill, 2011.
- Shibu K V," Introduction to Embedded Systems", McGraw Hill Education(India) Private Limited, 2014
- Sriram V Iyer, Pankaj Gupta " Embedded Real Time Systems Programming", Tata McGraw- Hill, 2012
- Steve Heath, "Embedded Systems Design", EDN Series, 2013.

Mode of Evaluation: Continuous Assessment Test –I (CAT-I) , Continuous Assessment Test –II (CAT-II) , Seminar / Challenging Assignments / Completion of MOOC / Innovative ideas leading to solutions for industrial problems, Final Assessment Test (FAT).

Recommended by Board of Studies	27-02-2016		
Approved by Academic Council	No. 40	Date	18/03/2016



Course code	Course Title	L	T	P	J	C
ECE5042	Microcontroller Architecture and Organization	2	0	2	4	4
Pre-requisite	Nil	Syllabus version: 1				
Course Objectives:						
The course is aimed at						
[1] Describing the architecture of 8051 microcontroller and ARM processor						
[2] Teaching the instruction set of 8051 and ARM microcontroller to efficient programs						
[3] Designing system in block level using microcontroller, memory devices, buses and other peripheral devices						
[4] Solving real life problem using microcontroller-based systems						
Expected Course Outcome:						
At the end of the course, the students will be able to						
[1] Describe the architectures of processors						
[2] Develop Assembly program applying Digital logic and mathematics using 8051						
[3] Develop Assembly Language Program ALP for ARM and ARM peripherals						
[4] Develop ALP with minimum instructions and memory.						
[5] Analyze and evaluate the given program in terms of code size and computational time						
[6] Design Microcontroller based system within realistic constraint like user specification, availability of components etc						
[7] Solve real life problem and construct a complete system as a solution						
[8] Integrate and build a working model using the laboratory components and IDE tools.						
Module:1	Introduction to Microcontrollers	2 hours				
Microprocessors Vs Microcontrollers; Classification – bits, memory architecture, ISA; Little Endian Vs Big Endian.						
Module:2	8051 Microcontroller	2 hours				
Architecture – Timers, Interrupts, Register Architecture (banks), PSW register, Memory architecture; Instruction set.						
Module:3	8051 Programming and Interfaces	5 hours				
Programming in C & Assembly for – Interrupts, Timers and Interfaces – PORTS, LED, ADC, SENSORS, LCD, DAC, Serial Communication.						
Module:4	ARM Architecture	3 hours				
ARM Design Philosophy; Overview of ARM architecture; States [ARM, Thumb, Jazelle]; Registers, Modes; Conditional Execution; Pipelining; Vector Tables; Exception handling.						
Module:5	ARM Instruction Set	6 hours				
ARM Instruction- data processing instructions, branch instructions, load store instructions, SWI instruction, Loading instructions, conditional Execution, Assembly Programming.						
Module:6	Thumb Instruction Set	4 hours				
Thumb Instruction-Thumb Registers, ARM Thumb interworking, branch instruction, data processing instruction, single/multiple load store instruction, Stack instruction, SWI instruction, Assembly Programming.						
Module:7	ARM Core based Microcontroller	6 hours				
Architecture of LPC214X, Memory Addressing, IO ports, Timers/counter, Watch Dog Timer, PWM, ADC/DAC, UART, Interrupts, Displays, C programming.						
Module:8	Contemporary Issues	2 hours				
		Total Lecture Hours:	30 hours			
Text Book(s)						

1. Andrew N.Sloss, Dominic Symes, Chris Wright, ARM Developer's Guide, 2010, 1st Edition, Elsevier, United States
2. Kenneth Ayala, The 8051 Microcontroller & Embedded Systems Using Assembly and C, 2010, 1st edition, Cengage Learning, United States

Reference Books

1. Steve Furber ARM System on Chip Architecture, 2010, 2nd Edition, Addison Wesley, United States
2. Technical Reference Manual CORTEX M-3, ARM, 2010, United States

Mode of Evaluation: CAT / Assignment / Quiz / FAT / Project / Seminar

List of Challenging Experiments (Indicative)

1.	<p>Task-1: Calculator Application</p> <p>Sub task 1: Make the LCD interfaced to 8051</p> <p>Sub task 2: Get input from switch which is interfaced to 8051 and display it on LCD</p> <p>Sub task 3: Based on switch input, perform basic operation of a calculator</p>	7 hours
2.	<p>Task-2: Speed control of motor</p> <p>Sub task-1: Use timer and generate an exact time delay for T_{ON} and T_{OFF}</p> <p>Sub task-2: Use timer interrupt in generating the waveform</p> <p>Sub task-3: Controlling speed of a DC motor using Timer</p>	7 hours
3.	<p>Task-3: Microcontroller based application</p> <p>Sub task-1: Interface Zigbee with 8051</p> <p>Sub Task-2: Interface keypad with 8051</p> <p>Sub Task-3: Interface GSM with 8051</p> <p>Sub task-4: Based on KEY pressed in keypad, transmit the key info via Zigbee and make a motor to rotate, which is interfaced with 8051. Using GSM module send the status of motor[run/stop] to the user.</p>	8 hours
4.	<p>Task-4: Sensor interfacing with ARM LPC2148</p> <p>Sub Task-1: Interface IR with LPC2148</p> <p>Sub Task-2: Interface temperature sensor with LPC2148</p> <p>Sub Task-3: Interface Bluetooth with LPC2148</p> <p>Sub Task-4: Transmit the IR detail and sensor data to another LPC2148 via Bluetooth.</p>	8 hours
Total Laboratory Hours		30 hours

Typical Projects

CO: 8

1. Develop an ARM based waste management system. In this, the sensors are placed in the common garbage bins placed at the public places. When the garbage reaches the level of the sensor, then that indication will be given to ARM Micro controller. The controller will give indication to the driver of garbage collection truck as to which garbage bin is completely filled and needs urgent attention. ARM 7 will give indication by sending SMS using GSM technology.
2. Design an ARM based automated patient monitoring system which

continuously measures the patient parameters such as heart rate and rhythm, respiratory rate, blood pressure and many other parameters has become a common feature of the care of critically ill patients. When accurate and immediate decision-making is crucial for effective patient care, electronic monitors frequently are used to collect and display physiological data.

3. Implement a Digital Clock and Alarm using ARM microcontroller that needs a keypad to be interfaced with the following requirement. Key 1 to turn on alarm, Key 2 to enable alarm settings, Key 3 to enable time settings, Key 4 to change hour's settings, Key 5 to change minute settings, Key 6 to increment the time, Key 7 to decrement the time. The normal time and alarm time should be displayed using 2 X 16 LCD and a buzzer should be triggered once the normal time equal to alarm time.
4. Develop an ARM Micro controller-based precision agriculture which includes accessing real-time data about the conditions of the crops, soil and ambient air. Sensors in fields measure the moisture content and temperature of the soil and surrounding air.

Recommended by Board of Studies	27/02/2016		
Approved by Academic Council	No. 40 th	Date	18-03-2016



Course Code	Course Title	L	T	P	J	C
ECE5053	ELECTRONICS HARDWARE SYSTEM DESIGN	2	0	2	4	4
Pre-requisite	Nil					
Course Objectives:						
The course is aimed at						
[1] Emphasizing students the significant role of FPGA in System design and development.						
[2] Teaching the students to develop program using Hardware Descriptive Language and model digital logic combinational and sequential circuits.						
[3] Enabling the students acquire knowledge in Interfacing peripherals, Board Design, Packaging, PCB Design and Analysis						
[4] Motivating students to solve real life problem using FPGA based systems.						
Course Outcomes (CO):						
At the end of the course the student will be able to						
[1] Comprehend the architecture of FPGA and design flow						
[2] Understand Hardware Description Language/						
[3] Design and develop combinational logic circuits using Verilog and VHDL program.						
[4] Design and develop sequential logic circuits using Verilog and VHDL program.						
[5] Interface peripherals with FPGA.						
[6] Design the PCB						
[7] Design FPGA based system						
[8] Comprehend upcoming trends in FPGA.						
Module:1	Programmable Logic Devices & FPGAs	3 hours				
Introduction to FPGAs, FPGA technologies, FPGA Architectures [Xilinx, Altera, ACTEL, LATTICE], FPGA Design Flow Prototyping with Xilinx FPGAs, FPGA based Testing.						
Module:2	Hardware Descriptive Language (Verilog/VHDL)	3 hours				
Introduction, HDL Design flow, Language constructs -operators –Data types, Different architectures (Structural, Behavioural, Dataflow)-Design examples						
Module:3	Modeling of Combinational logic circuits	4 hours				
Half adder, Full adder, 4-bit/8-bit binary adder, ALU design, Multiplexer and De-multiplexer, Encoder, Decoder, Comparator, Ripple Carry Adder, Carry Look ahead adder.						
Module:4	Modeling of Sequential logic circuits	4 hours				
Flip Flops-Realization of Shift Register -Realization of a Counter-Synchronous and Asynchronous – BCD counter, Mealy and Moore State Machines, Sequence detector, FIFO, Memory Design, Serial Data Receiver, Serial to parallel data converter.						
Module:5	Interfacing peripherals and Board Design	5 hours				
Interfacing to 7 segment display, Stepper Motor, ADC and Sensors, FPGA System Architecture, Constraints –Logical –Electrical -Physical, Power distribution for FPGAs, Clock design, I/O buses.						
Module:6	Introduction to Packaging &PCB Design	4 hours				
Physical integration of circuits, packages, boards and full electronic systems - Package classifications (Through hole and SMDs) and packaging trends, Hierarchy of Interconnection Levels -Signal integrity - The PCB Design Process - Defining the Layout Cross Section - Design Rules Checking - Working with Properties & Constraints- PCB Electrical Design Consideration - Design tips for Placement / Fan-out and Wiring - Multi - Layer Design Issues.						
Module:7	High Speed PCB design and Analysis	5 hours				
High speed PCB design -EMI/EMC analysis - Thermal management of electronic devices and systems -Thermal interface material, Cooling mechanisms-System level design of electronic hardware for automotive applications -System level testing and validation of automotive						

electronics systems for reliability. Layout constraints for FPGAs, FPGA-based PCB schematics.		
Module:8	Contemporary issues:	2 hours
Total Lecture hours: 30 hrs		
Text Book(s)		
<ol style="list-style-type: none"> 1. Simon Monk, Make Your Own PCBs with EAGLE: From Schematic Designs to Finished Boards, 2014, First Edition, McGraw Hill Education, India. 2. Wayne Wolf, FPGA-based System Design, 2011, Re-Print, Prentice Hall, India 		
Reference Books		
<ol style="list-style-type: none"> 1. Clyde Coombs, Printed Circuits Handbook, 2011, Sixth Edition, McGraw Hill Professional, USA 2. Ian Grout, Digital Systems, Design with FPGAs and CPLDs, 2012, Re-Print, Newness, UK. 3. Ronald R. Sass and Andrew Schmidt, Embedded Systems Design with Platform FPGAs: Principles and Practices, 2010, First Edition, Morgan Kaufman Publishers, USA. 		
Mode of Evaluation: Continuous Assessment Test, Quiz, Digital Assignment, Final Assessment Test.		
List of Challenging Experiments (Indicative)		
1.	Task 1: Combination Logic:- Design a 16-bit microprocessor that is capable of performing both logical and arithmetic operation.	8 hours
2.	Task 2: Sequential Logic:- Design a controller for vending machine which sells candy bars for Rs 5, 10 and 20.	8 hours
3.	Task 3: Peripheral Interfacing:- Design a car speed monitor using the following components (a) 7 segment display (b) LEDs (c) Switches for speed selection and (d) Buzzer. The cars electronic speedometer provides a clock signal whose frequency is proportional to the speed. To check the functioning of the design use function generator to provide the speedometer clock.	8 hours
4.	Task 4:PCB Design:- Design a PCB for a circuit with a mixture of analog and digital parts, multiple power planes, and a single Ground plane split into analog and digital sections that have a common reference point using open source tool.	6 hours
Total Laboratory Hours : 30 Hours		
Mode of Evaluation: Continuous Assessment Test, Final Assessment Test		
Typical Projects:		
<ol style="list-style-type: none"> 1. Design face recognition based Authenticated Door Opening System using FPGA. Database consisting of authorised persons faces should be created and the same should be compared with the real time camera input faces such that, if face matching happens then the door actuator needs to be triggered to open the door. 2. FPGA Implementation of Digital Clock and Alarm needs a keypad to be interfaced with the following requirement. Key 1 to turn on alarm, Key 2 to enable alarm settings, Key 3 to enable time settings, Key 4 to change hour's settings, Key 5 to change minute settings, Key 6 to increment the time and Key 7 to decrement the time. The normal time and alarm time should be displayed using 2 X 16 LCD and a buzzer should be triggered once the normal time equal to alarm time. 3. Design a GCD (Greatest Common divider) processor in FPGA. Use finite state machine approach of modelling the processor and generate the structure of Controller and Data path. The input should be given through the keypad which is to be interfaced 		



with FPGA and the results should be serially transmitted to the Personal Computer through UART (Universal Asynchronous Receiver Transmitter) communication protocol.

4. Design a PCB of 3.3V/5V Power Supply and GSM Module. Individual switches need to be included to ON/OFF the individual Power Supply. The power supply and GSM schematic, top layer, bottom layer, top silk, top mask, top preview, bottom preview, bottom mask, drill file should be generated and captured during the design phase.

Mode of Evaluation: Project Reviews I, II, III

Approved by Academic Council : No. 40

Date : 18/03/2016

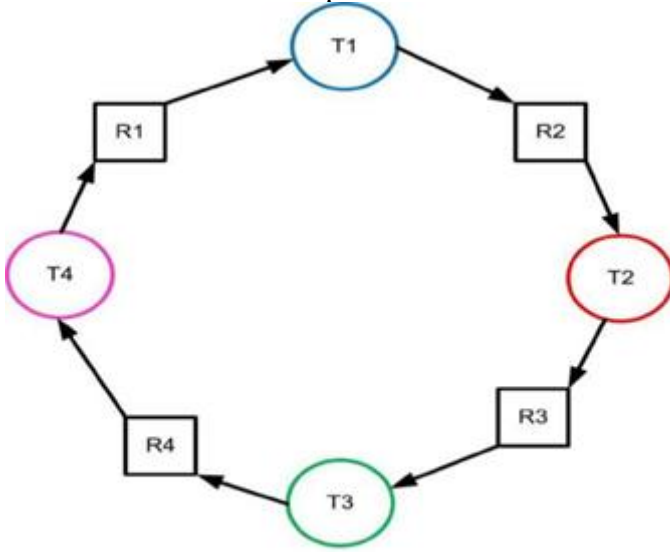


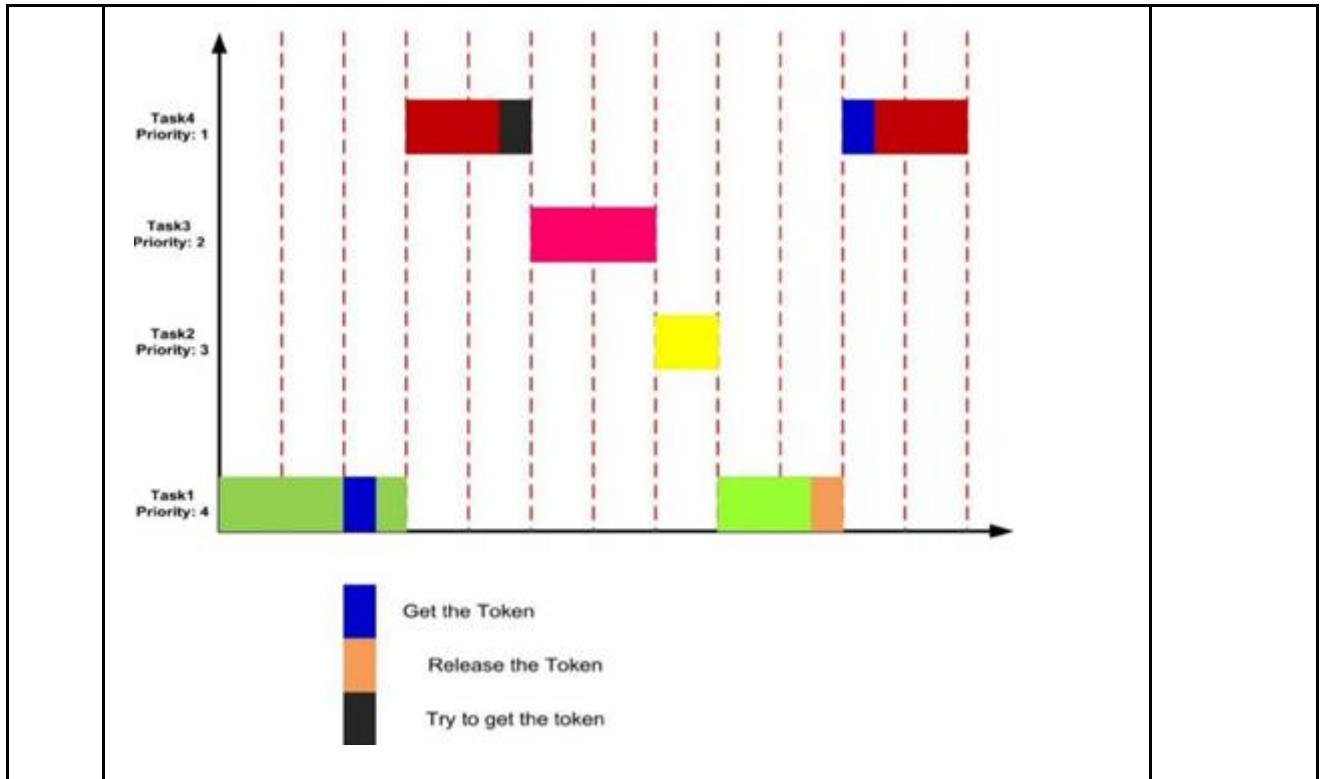
Course Code	Course Title	T	P	J	C
ECE5043	EMBEDDED PROGRAMMING	0	2	0	4
Pre-requisite	Nil	Syllabus Version : 1.1			
Course Objectives:					
<p>The course is aimed at</p> <p>[1] Acquainting students with fundamentals of C</p> <p>[2] Acquainting the students with data structures</p> <p>[3] Introducing the students with SHELL programming and Linux</p> <p>[3] Implementing the Device drivers in LINUX environment</p>					
Expected Course Outcome:					
<p>At the end of the course, the student will be able to</p> <p>[1] Comprehend the fundamentals of C</p> <p>[2] Comprehend the Data structures</p> <p>[3] Comprehend the basics of Linux</p> <p>[4] Showcase the skill, knowledge and ability of SHELL programming.</p> <p>[5] Exhibit the working knowledge of basic Embedded Linux</p> <p>[6] Comprehend the concepts of Kernel module Programming</p> <p>[7] Write Device driver programs</p> <p>[8] Have hands on experience in using state-of- art hardware and software tools</p>					
Module:1	Fundamentals of C	7 hours			
Basic concepts of C, Embedded C Vs C, Embedded programming aspects with respect to firmware and OS Functions, Arrays, pointers, structures and Inputs/Outputs.					
Module:2	Data structures of kernel programming	6 hours			
Linked list, Single linked list , Double linked list and Queues.					
Module:3	Basics of Linux	6 hours			
Command prompt, X windows basics, Navigating file system, finding files, working with folders, reading files text editing in Linux, Compression and archiving tools, Basic shell commands, File Management, I/O Handling, File Locking.					
Module:4	Shell Programming	7 hours			
Processes, giving more than one command at a time, prioritizing and killing processes, Scheduling Commands, pipes and redirection, regular expression, pattern matching, Scripting using for while, if and other commands.					
Module:5	Basics of Embedded Linux	6 hours			
Linux Basics, Booting process, make files , using SD card and reader to transfer programs, Introduction to LINUX system calls, API's, device drivers, compiling and installing a device driver.					
Module:6	Kernel Module Programming	6 hours			
Compiling kernel, Configuring Kernel and compilation, Kernel code browsers.-Static linking, dynamic linking of modules, User space, kernel space concepts, Writing simple modules –Writing Make-files for modules.					
Module:7	Device Driver Basics	5 hours			
Driver concepts, Block & character driver distinction, Low level drivers, OS drivers etc, Writing character drivers, Device major, minor number.					
Module:8	Contemporary issues:	2 hours			
Total Lecture hours:		45 hours			
Text Book(s)					
<ol style="list-style-type: none"> 1. Neil Mathew, Richard stones, Beginning Linux Programming, 2012 reprint, Wrox – Wiley Publishing, USA. 2. Eric Foster Johnson, John C. Welch, Micah Anderson, Beginning shell scripting, 2012, reprint, Wrox – Wiley Publishing, USA. 					

Reference Book(s)		
1. Robert Love, Linux System Programming: Talking directly to the kernel and C library: and C Library, 2013, 2 nd Edition, O'Reilly Publication, USA. 2. Derek Molloy, Exploring Beagle Bone: Tools and Techniques for Building with Embedded Linux, 2015, 1 st Edition, Wiley Publications, USA		
Mode of Evaluation: Continuous Assessment Test, Quiz, Digital Assignment, Final Assessment Test		
List of Challenging Experiments (Indicative)		
1.	Task 1: C programming Create a child process by calling fork system call and display the current process ID and parent process ID for the following conditions. (i) Process ID and parent process ID for process and childprocess (ii) Process ID and parent process ID for process and childprocess while sleep in theparent. (iii) Process ID and parent process ID for process and childprocess while sleep in achild. Create a pipe system call to communicate between the parent process and child process.	5 hours
2.	Task 2:C programming, Write an implementation of Message queue, shared memory and semaphore inter process communications	5 hours
3.	Task 3: Implementation of data structure for an application, Write a SortedMerge() function that takes two lists, each of which is sorted in increasing order, and merges the two together into one list which is in increasing order. SortedMerge() should return the new list. The new list should be made by splicing together the nodes of the first two lists.	6 hours
4.	Task 4: Shell Programming Development of inventory management system using Shell scripting with the following features. User may add/update/delete inventory. User may add/update inventory details. Details include cost, quantity and description. Includes forms for inventory inwards and outwards. User may create sub-inventories. An interactive user interface. A flexible inventory management system.	7 hours
5.	Task 5: Build process for an embedded board Build a kernel for a Beagle Bone Black (BBB) board and board bring up.	7 hours
Total Laboratory Hours		30 hours
Recommended by Board of Studies : 27/02/2016		
Approved by Academic Council No. 40 Date : 18/03/2016		



Course Code	Course Title	L	T	P	J	C
ECE5054	REAL TIME OPERATING SYSTEMS	3	0	2	0	4
Pre-requisite	Nil	Syllabus Version :1.1				
Course Objectives: The course is aimed at [1]Introducing the students about Operating Systems and acquainting students to Real Time Operating Systems [2]Teaching the students about Task Management and Enabling students to understand RTOS Scheduling [3]Introducing the students about interprocess communication and Memory Management						
Course Outcomes (CO): At the end of the course the will should be able to [1]Comprehend the basic components of an operating system [2] Learn about the basics of real-time concepts [3]Acquire knowledge about task management [4]Acquaint with RTOS scheduling [5]Learn about IPC synchronization [6]Learn about IPC data exchange [7]Perform memory management in RTOS [8]Apply the knowledge for developing practical applications of modern real-time systems.						
Module:1	Introduction to Operating Systems	6 hours				
Layers of Operating Systems, Operating systems functions, System Boot up - BIOS & Boot Process, Kernel – Monolithic and Microkernel						
Module:2	Real Time Operating Systems	7 hours				
Tradeoffs for RTOS, POSIX						
Module:3	Task Management	7 hours				
Process and Threads, Process Control Block, Process Attributes, POSIX Threads.						
Module:4	RTOS Scheduling	7 hours				
Priority based scheduling, Rate-Monotonic scheduling, Earliest Deadline first scheduling, Linux RT scheduler.						
Module:5	IPC - Synchronization	7 hours				
IPC, Race conditions and critical sections, IPC, Signals, Atomic operations, Semaphore, Mutex, Spinlock, Priority Inversion and Priority ceiling.						
Module:6	IPC – Data Exchange	7 hours				
Shared memory, FIFO, Messages and Mailbox, Circular and swinging buffers, RPC						
Module:7	Memory Management	2 hours				
Memory Management, shared memory						
Module:8	Contemporary issues:	2 hours				
Total Lecture hours: 45 hrs						
Text Book(s) 1. Herma K., Real Time Systems, Design for distributed Embedded Applications, 2011, 2 nd edition, Springer, USA. 2. Tanenbaum, Andrew, Modern Operating Systems, 2015, 4 th ed., Pearson Prentice Hall, USA						
Reference Books 1. Ivan CibrarioBertolotti, Politecnico di Torino and Gabriele Manduchi, Real-Time Embedded Systems: Open-Source Operating Systems Perspective, 2012, 1 st ed., CRC Press, USA. 2. Lyla B. Das, Embedded Systems an Integrated Approach, 2012, 1 st ed., Pearson Education,						

India.		
Mode of Evaluation: Continuous Assessment Test, Quiz, Digital Assignment, Challenging Experiments, Final Assessment Test.		
List of Challenging Experiments (Indicative)		
1.	Write a C code for a simple calculator (+, -, *, /) using functional pointer as argument in a function <pre>int add (int x, int y) int sub (int x, int y) int mul (int x, int y) int div (int x, int y) int (*mathop)(int, int) int domath(int (*mathop)(int , int), int x, int y)</pre>	6 hours
2.	Write a program to create multiple threads carrying out different functions. Thread 1: Accepting a string from the user. Thread 2: Display the string in upper case. Thread 3: Count the number of vowels in the string Thread 4: Count the number of special characters in the string.	6 hours
3.	Write a program to create three threads, which are implemented using function pointers. First thread is for getting a list of numbers from the keyboard, second thread is helpful to extract the ODD and EVEN list from the given list, and the third one is used to arrange the ODD and EVEN list of numbers in an order. Use Mutex semaphore. Note: First Thread for getting input data from keyboard. Second Thread to identify the ODD and EVEN list Third Thread to get descending ordered ODD list Fourth Thread to get ascending ordered EVEN list Input data: 56, 23, 12, 64, 87, 02, 45, 88, 35, 67	6 hours
4.	Write a Vx Works code for the given scenario. Also identify the proper mechanism to avoid this problem.  <ul style="list-style-type: none"> • T1, T2, T3 and T4 → Tasks • R1, R2, R3 and R4 → Resources 	6 hours
5.	Write a VxWorks code for the given scenario. Also identify the proper mechanism to avoid this problem.	3 hours



Total Laboratory Hours | 30 hours

Mode of Evaluation: Continuous Assessment Test, Final Assessment Test

Recommended by Board of Study : 27/02/2016

Approved by Academic Council : No:40 Date : 18/03/2016



Programme Elective



Course code	Course title	L	T	P	J	C
ECE6041	AUTOMOTIVE ELECTRICAL SYSTEMS	3	0	0	0	3
Pre-requisite	Nil	Syllabus Version : 1.1				
Course Objectives: The course is aimed at [1] Providing students with a good understanding of automotive electrical systems with particular emphasize on batteries, charging, ignition, and starters. [2] Imparting knowledge in new developments and advancements in automotive electrical technologies.						
Course Outcome: At the end of the course, the student will be able to [1] Comprehend basic automotive electrical system. [2] Acquire knowledge about automotive battery technologies. [3] Perceive the role of automotive charging system. [4] Understand the automotive starting system. [5] Comprehend the contribution of ignition system in modern automobile. [6] Learn about the lighting system of automotive system. [7] Understand and design automotive monitoring and control system.						
Module:1	Electrical Systems and Circuits	6 hours				
System approach–electrical wiring, terminals and switching–multiplexed wiring systems – CAN – circuit diagrams and symbols						
Module:2	Batteries	6 hours				
Vehicle Batteries – Lead – Acid batteries – maintenance and charging –diagnosing Lead acid battery faults – advanced battery technology						
Module:3	Charging systems	6 hours				
Requirements of charging systems — generation of electrical energy in motor vehicle–physical principles– alternators–characteristic curves–charging circuits–diagnosing charging system faults						
Module:4	Starting System	6 hours				
Requirements – starter motors and circuits – types of starter motors –diagnosing starting system faults						
Module:5	Ignition system	6 hours				
Fundamentals – electronic ignition – programmed ignition – distributor less ignition–direct ignition spark plug ignition–diagnosing faults						
Module:6	Lighting system	6 hours				
Insulated and earth return systems, positive and negative earth systems, details of head light and side light, head light dazzling, and preventive methods.						
Module:7	Accessories:	7 hours				
Electrical fuel pump, speedometer, oil and temperature gauges, horn, wiper system.						
Module:8	Contemporary issues:	2 hours				
Total Lecture hours: 45 hrs						
Text Book(s) 1. Tom Denton, “Automotive Electricals / Electronics System and Components”, 2012, Fourth Edition, Routledge.UK.						
Reference Book(s) 1. Al. Santini ,“Automotive Electricity and Electronics”, 2013,Second Edition, Delmar Cengage Learning, USA. 2. Robert Bosch Gmbh, ”Bosch Automotive Electrics and Automotive Electronics: Systems and Components Networking and Hybrid Drive “, 2014, Fifth Edition, Springer, India.						



3. Robert Bosch Gmph, “Automotive Hand Book “, 2014, 9th Edition, Wiley.USA

Mode of Evaluation: Continuous Assessment Test, Quiz, Digital Assignment, Final Assessment Test.

Recommended by Board of Studies : 27/02/2016

Approved by Academic Council : No: 40

Date : 18/03/2016



Course Code	Course Title	L	T	P	J	C
ECE6036	IN-VEHICLE NETWORKING	3	0	0	0	3
Pre-requisite	Nil	Syllabus Version 1.1				
<p>Course Objectives: The course aimed at</p> <ul style="list-style-type: none"> [1] Providing students a working knowledge of in-vehicle network systems [2] Giving an exposure to aspects of design, development, application and performance issues associated with in vehicle networking systems. [3] Illustrating concepts of sensor data capture, storage and exchange of data to access remote services 						
<p>Expected Course Outcome: The students will be able to</p> <ul style="list-style-type: none"> [1] Know the need for In Vehicle Networking and the basics of data communication and networking concepts. [2] Comprehend protocols like CAN used in automotive applications. [3] Have an overview of the CAN higher layer protocols like CAN open, Device Net, TTCAN and SAE J1939 [4] Understand the working mechanical LIN protocol [5] Get an overview of MOST protocol used in automotive for multimedia applications. [6] Comprehend protocols like FlexRay used in automotive for fault tolerant applications. [7] Develop communications and navigation/routing, in automotive telematics 						
Module:1	Basics of In-vehicle networking	6 hours				
Overview of Data communication and networking–need for In-Vehicle networking–layers of OSI reference model–multiplexing and de-multiplexing concepts–vehicle buses						
Module:2	Networks and protocols	8 hours				
CAN protocol: principles of data exchange–real time data transmission–message frame formats, bit encoding–bit-timing and synchronization–data rate and bus length–network topology–bus access– physical layer standards						
Module:3	CAN higher layer protocol	6 hours				
Introduction to CAN open –Device net–TTCAN–SAEJ1939–overview of CAN open and application in transportation electronics–CAN open standards						
Module:4	LIN protocol	5 hours				
LIN standard overview – applications – LIN communication concept message frame–development flow.						
Module:5	MOST	5 hours				
MOST overview–data rates–data types–topology –application areas.						
Module:6	Flex Ray	6 hours				
Flex Ray introduction–network topology–ECU sand bus interfaces–controller host interface and protocol operation controls–media access control and frame and symbol processing–coding/decoding unit–Flex Ray scheduling–message processing– wakeup/startup–applications						
Module:7	RF Communication and Wireless	7 hours				
Introduction to wireless systems –RF communication Internal – RF Communication External – GSM- WiFi – Bluetooth and NFC Implementation- GPS						
Module:8	Contemporary issues:	2 hours				
Total Lecture hours:		45hours				
<p>Text Book(s) 1. Dominique Paret, Multiplexed Networks for Embedded Systems CAN, LIN, FlexRay, Safe-by-</p>						



Wire, 2014, 1st edition, Wiley, United States.

Reference Books

1. Chung Ming Huang, YuhShyan Chen, Telematics Communication Technologies and Vehicular Networks: Wireless Architectures and Application, 2010, 1st edition, Information Science Reference, United States
2. Ronald K Jurgen, Distributed Automotive Embedded Systems, 2010, 4th Edition, SAE International, United States
3. Richard Zurawski, Industrial Communication Technology Handbook, 2015, 2nd Edition, CRC press, United States
4. Konrad Reif, Automotive Mechatronics: Automotive Networking, Driving Stability Systems Electronics, 2015, 2nd Edition, Springer, United States

Mode of Evaluation: Continuous Assessment Test, Quiz, Digital Assignment, Final Assessment Test.

Recommended by Board of Studies : 27/02/2016

Approved by Academic Council : No: 40

Date : 18/03/2016



Course Code	Course Title	L	T	P	J	C
ECE6042	WIRELESS AND MOBILE COMMUNICATION	3	0	0	0	3
Pre-requisite	Nil	Syllabus Version : 1				
Course Objectives: The course is aimed at [1] Introducing the students to cellular concepts and teaching students the concept of multi-access techniques, equalization and diversity techniques [2] Enabling students to understand the modulation schemes and mobile radio propagation schemes [3] Emphasising to the students the significant role of wireless mobile communication in the development of embedded systems and motivate students to solve real life problem using wireless mobile communication techniques						
Course Outcomes (CO): At the end of the course the student will be able to [1] Gain insights into the fundamentals of wireless mobile communication systems. [2] Have a clear understanding about cellular concepts. [3] Learn mobile radio propagation schemes. [4] Acquaint with both large scale and small scale propagation models. [5] Learn about different modulation schemes. [6] Understand the concept of multi-access modulation techniques. [7] Grasp the concept of equalization and diversity techniques.						
Module:1	Introduction to Wireless Mobile Communications	5 hours				
History and evolution of mobile radio systems - Types of mobile wireless services/systems - Paging, Cordless and Cellular						
Module:2	Cellular Concept	7 hours				
Cellular concept – Frequency reuse – Channel assignment strategies – Handoff strategies – Interference and system capacity – Trunking and Grade of service – Improving coverage and capacity in cellular system						
Module:3	Mobile Radio Propagation	4 hours				
Free Space Propagation Model – Basic propagation mechanism – Two Ray Ground Reflection (Two Ray) model						
Module:4	Large Scale and Small Scale Propagation models	7 hours				
Outdoor and Indoor propagation models – Small scale multipath propagation – Parameters of mobile multipath channels – Types of small scale fading – Fading effects due to Multipath time delay spread and Doppler spread						
Module:5	Modulation Schemes	6 hours				
Overview analog and digital modulation techniques, Performance of various modulation techniques – Spectral efficiency, Error-rate, Power Amplification.						
Module:6	Multiaccess Techniques	8 hours				
FDMA – TDMA – CDMA – WCDMA - OFDM/OFDMA - MC CDMA and SC FDMA						
Module:7	Equalization and Diversity Techniques	6 hours				
Equalization, Rake receiver concepts, Diversity and space-time processing, Speech coding and channel coding						
Module:8	Contemporary issues:	2 hours				
Total Lecture hours: 45 hrs						
Text Book(s) 1. T.S.Rappaport, Wireless Communication -Principle and Practice, 2010, 2nd Edition,						



Course code	Course title	L	T	P	J	C
ECE6043	ADVANCED PROCESSORS AND IT'S APPLICATIONS	2	0	0	4	3
Pre-requisite	Nil	Syllabus Version : 1				
Course Objectives:						
The course is aimed at						
[1] Providing a complete understanding of the ARM Cortex architecture						
[2] Imparting the knowledge of programming ARM Cortex architecture						
Course Outcome:						
The student will be able to						
[1] Understand the essentials of a processor for embedded application.						
[2] Learn the architecture and instruction set of ARM Cortex M4.						
[3] Program GPIOs and Interrupts of an ARM cortex M4.						
[4] Develop applications based on Timers, PWM and ADC with ARM cortex M4.						
[5] Understand and program the various communication modules of ARM Cortex M4.						
[6] Acquire knowledge about ARM Cortex A architecture.						
[7] Comprehend programing of ARM 64 bit architecture.						
[8] Design application for various social relevant and real time issues.						
Module:1	Introduction to Embedded systems	2 hours				
Embedded system overview and applications, features and architecture considerations-ROM, RAM, timers, data and address bus, Memory and I/O interfacing concepts, memory mapped I/O. CISC Vs RISC design philosophy, Von-Neumann Vs Harvard architecture, instruction set, instruction formats, and various addressing modes of 32-bit. Fixed point and floating point arithmetic operations.						
Module:2	Introduction ARM architecture and Cortex – M series	6 hours				
Introduction to the ARM Cortex M4 and its targeted applications, AM Cortex M4 architecture address space, on- chip peripherals (analog and digital) Register sets, Addressing modes and instruction set basics.						
Module:3	Microcontroller Fundamentals for Basic Programming	4 hours				
ARM Cortex M4: I/O pin multiplexing, pull up/down registers, GPIO control, Memory Mapped Peripherals, programming System registers, Watchdog Timer, need of low power for embedded systems, System Clocks and control, Hibernation Module, Active vs Standby current consumption. Introduction to Interrupts, Interrupt vector table, interrupt programming.						
Module:4	Timers, PWM and Mixed Signals Processing	4 hours				
Timer, Basic Timer, Real Time Clock (RTC), Timing generation and measurements, Analog interfacing and data acquisition: ADC, Analog Comparators, DMA, Motion Control Peripherals: PWM Module & Quadrature Encoder Interface (QEI).						
Module:5	Communication protocols and Interfacing with external devices	6 hours				
Synchronous/Asynchronous interfaces (like UART, SPI, I2C, USB), serial communication basics, baud rate concepts, Interfacing digital and analog external device, I2C protocol, SPI protocol & UART protocol. Implementing and programming I2C, SPI & UART interface CAN & USB interface, JTAG Interface and debugging						
Module:6	Introduction to ARM Cortex A Architecture	3 hours				
Introduction to ARMv8-A, ARMv8-A Memory Management, ARMv8-A Memory Model, Caches and Branch Prediction, Synchronization and Cache coherency						
Module:7	Software Engineers guide to ARM Cortex	3 hours				



	64 bit architecture		
Bootling, Power Management, Virtualization, Security, Debugging			
Module:8	Contemporary issues:	2 hours	
Total Lecture hours: 30 hrs			
Text Book(s):			
<ol style="list-style-type: none"> 1. ARM Cortex-A Series Programmer’s Guide for ARMv8-A Version: 1.0, 2015, ARM, United States 2. James A Langbridge, “Professional Embedded ARM Development”, 2014,1st Edition, John Wiley Sons & Inc., United States. 3. Jonathan W. Valvano “Introduction to ARM Cortex-M Microcontrollers”, 2014, 5th Edition, Create Space Independent Publishing Platform, United States 4. Joseph Yiu, “The Definitive Guide to ARM Cortex-M3 and Cortex-M4 Processors”, 2013, 3rd Edition, Newnes ,UK 			
Reference Book(s)			
<ol style="list-style-type: none"> 1. Harris and Harris, “Digital Design and Computer Architecture: ARM Edition”, 2015, Morgan Kaufmann, , United States 2. Yifeng Zhu, “Embedded Systems with ARM Cortex-M Microcontrollers in Assembly Language and C”, 2015, 2nd Edition, E-Man Press LLC, United States 			
Mode of Evaluation: Continuous Assessment Test, Quiz, Digital Assignment, Final Assessment Test.			
Typical Projects			
<ol style="list-style-type: none"> 1. Smart Garbage Management system 2. Smart Email notifier with environment monitoring 3. IoT postbox 4. Cloud connected Sub – 1 GHz sensor network 5. Smart Home and Smart city systems 			
Recommended by Board of Studies : 27/02/2016			
Approved by Academic Council : No: 40		Date : 18/03/2016	



Course Code	Course Title	L	T	P	J	C
ECE6044	ELECTROMAGNETIC INTERFERENCE AND COMPATIBILITY IN ESD	3	0	0	0	3
Pre-requisite	Nil	Syllabus Version :1				
Course Objectives: The course is aimed at [1] Imparting knowledge about EMI environment [2] Teaching EMI coupling principles, EMI control techniques and design of PCBS for EMC [3] Giving exposure to EMI Standards, Regulations and Measurements [4] Teaching Computer Based Modeling and Simulation techniques for EMI						
Expected Course Outcome: At the end of the course, the students will be able to [1] Understand terminologies of EMI and EMC [2] Design hardware to achieve the necessary isolation between not only stages [3] Understand and reduce crosstalk coupling mechanisms [4] Perceive of the different EMC regulations worldwide [5] Design a digital power bus to achieve the required noise budget [6] Analyze, understand, explain and quantify an EMC problem [7] Comprehend the practical aspects of noise and interference to suppress and control in electronic circuits.						
Module:1	EMI Environment	6 hours				
Sources of EMI, conducted and radiated EMI, Transient EMI, EMI-EMC Definitions and units of parameters						
Module:2	EMI Coupling Principles	6 hours				
Conducted, Radiated and Transient Coupling, Common Impedance Ground Coupling, Radiated Common Mode and Ground Loop Coupling, Radiated Differential Mode Coupling, Near Field Cable to Cable Coupling, Power Mains and Power Supply Coupling.						
Module:3	EMI Standards and Measurements	7 hours				
EMI Specification / Standards / Limits: Units of specifications, Civilian standards Military standards. EMI Test Instruments/Systems, EMI Test, EMI Shielded Chamber, Open Area Test Site, TEM Cell Antennas, Conductors Sensors/Injectors/Couplers. EMI Measurement Methods : Military Test Method and Procedures, Calibration Procedures						
Module:4	EMI Control Techniques	6 hours				
Shielding, Filtering, Grounding, Bonding, Isolation Transformer, Transient Suppressors, Cable Routing, Signal Control, Component Selection and Mounting, Electrostatic discharge protection schemes						
Module:5	EMC Standard and Regulations	7 hours				
National and International standardizing organizations- FCC, CISPR, ANSI, DOD, IEC, CENELEC, FCC CE and RE standards, CISPR, CE and RE Standards, IEC/EN, CS standards, SAE Automotive EMC standard, Frequency assignment - spectrum conversation.						
Module:6	EMC Design of PCBS	6 hours				
PCB Traces Cross Talk, Impedance Control, Power Distribution Decoupling, Zoning, Motherboard Designs and Propagation Delay Performance Models.						
Module:7	Computer Based Modeling and Simulation	5 hours				
Computer Based Modeling and Simulation of EMI Models and Signal Integrity.						
Module:8	Contemporary issues:	2 hours				
Total Lecture hours:		45 hours				
Text Book(s)						



1. Clayton R.Paul, Introduction to Electromagnetic compatibility, 2010, 2nd ed., Wiley & Sons, New Jersey

Reference Books

1. Henry W.Ott, Electromagnetic Compatibility Engineering, 2011, 1st ed., John Wiley and Sons, New Jersey.
2. Patrick G. André and Kenneth Wyatt, EMI Troubleshooting Cookbook for Product Designers
2014, 1st ed., SciTech Publishing, New Jersey

Recommended by Board of Studies : 27/02/2016

Approved by Academic Council : No: 40

Date : 18/03/2016

Course Code	Course Title	L	T	P	J	C
ECE5045	ADVANCED DIGITAL IMAGE PROCESSING	3	0	0	0	3
Pre-requisite	Nil	Syllabus Version : 1.1				
Course Objectives: The course is aimed at [1] Revising the basics of digital image processing namely; image acquisition, digitizing, enhancing in spatial domain, image transforms and enhancing images in frequency domain. [2] Enabling the students to acquire knowledge in image restoration, image compression, image segmentation and object recognition. [3] Motivating the students to apply image processing algorithms for solving real life problems and introducing students to upcoming trends in digital image processing.						
Course Outcomes (CO): At the end of the course the student will be able to [1] Comprehend the image acquisition, digitizing, processing in spatial domain. [2] Develop algorithms and programs for processing an image in transform domain [3] Acquaint with the image enhancement techniques in frequency domain [4] Understand various image restoration techniques. [5] Implement different compression techniques to compress an image. [6] Adopt different segmentation techniques for image processing. [7] Grasp the concept and image representation and description						
Module:1	Basics of Digital Image Processing	6 hours				
Introduction, Fundamental steps in DIP – Elements of visual perception -Image sensing and Acquisition – Image Sampling and Quantization – Imaging geometry, discrete image mathematical characterization- Basic relationship between pixels. Basic Gray level Transformations – Histogram Processing –Spatial correlation and convolution, Smoothing spatial filters- Sharpening spatial filters						
Module:2	Image Representation in Transforms Domain	7 hours				
Fast Fourier Transform – Inverse FFT- Discrete Fourier Transform, Discrete cosine transform, Fourier-Mellin Transform, Karhunen-Loeve transform. and SVD Multi-resolution analysis, Scaling functions, MRA refinement equation, Wavelet series expansion, Discrete Wavelet Transform, 2D wavelet Transforms						
Module:3	Image Enhancement in Frequency domain	6 hours				
Smoothing frequency domain filters- sharpening frequency domain filters- Homomorphic filtering						
Module:4	Image Restoration	6 hours				
Basic Framework, Image deformation and geometric transformations, Restoration techniques, Noise characterization, Noise restoration filters, Adaptive filters, Linear, Position invariant degradations.						
Module:5	Image Compression	6 hours				
Overview of Image Compression Techniques-Wave based image compression- Lossy and Lossless compression- Quantization- Entropy Encoding-JPEG and MPEG standards						
Module:6	Image Segmentation	6 hours				
Local feature extraction techniques -Detection of discontinuities – edge linking and boundary detection- thresholding -edge based segmentation-region based segmentation- matching-morphological segmentation- watershed algorithm						
Module:7	Representation and Description	4 hours				
Boundary descriptions-Region descriptors- Use of Principal Components and Description, Texture description. Shape descriptor ,Statistical descriptors						
Module:8	Contemporary issues:	2 hours				



Total Lecture hours: 45 hrs

Text Book(s)

1. Rafael C. Gonzalez & Richard E.Woods, Digital Image Processing, 2012, 3rd Edition, Pearson Prentice Hall, USA

Reference Books

1. Anil K. Jain, Fundamentals of Digital Image Processing, 2015, 3rd Edition, Pearson Education, USA.
2. K.P.Soman, K.I. Ramchandran, N.G.Resmi, Insights Into Wavelets, From Theory to Practice, 2013, 3rd Edition, PHI Learning Private Limited, New Delhi, India.
3. Mark Nixon & Alberto Aguado, Feature Extraction, and Image Processing, 2013, 3rd Edition, Elsevier's Science & Technology Publications, USA
4. William K. Pratt, Digital Image Processing, 2013, John Wiley & Sons, USA.

Mode of Evaluation: Continuous Assessment Test, Quiz, Digital Assignment, Final Assessment Test.

Recommended by Board of Studies : 27/2/2016

Approved by Academic Council : No. 40

Date : 18/03/2016



Course Code	Course Title	L	T	P	J	C
ECE6045	NEURAL NETWORKS AND FUZZY SYSTEMS	2	0	0	4	3
Pre-requisite	Nil	Syllabus Version : 1				
Course Objectives: The course is aimed at [1] Introducing students the basics of artificial neural network. [2] Enabling students to acquire knowledge in Pattern Association, Neural Networks Based on Competition, Adaptive Resonance and Back propagation Neural Networks, Fuzzy Sets and membership functions [3] Enabling students to design algorithms using neural network and fuzzy logic for decision making and pattern Recognition and motivating students to solve real life problem applying neural network and fuzzy logic in the field of Artificial Intelligence and Machine vision.						
Course Outcomes (CO): At the end of the course the student will be able to [1] Comprehend and analyse basic learning laws of neural networks and activation functions used. [2] Interpret associative memories for storing and recalling the input patterns [3] Interpret Neural Networks Based on Competition [4] Acquaint with Adaptive Resonance and Back propagation Neural Networks [5] Acquire knowledge about Fuzzy Sets and membership functions [6] Learn and implement unsupervised learning law for various applications. [7] Decide on Fuzzification and De-fuzzification methods for Fuzzy inference systems [8] Apply and integrate various neuro-fuzzy techniques for designing intelligent systems using ANFIS.						
Module:1	Introduction to Neural Networks:	5 hours				
Differences between Biological and Artificial Neural Networks - Typical Architecture, Common Activation Functions, McCulloch - Pitts Neuron, Simple Neural Nets for Pattern Classification, Linear Separability, - Hebb Net, Perceptron, Adaline, Madaline.						
Module:2	Pattern Association:	4 hours				
Training Algorithms for Pattern Association - Hebb rule and Delta rule, Hetero associative, Auto associative and Iterative Auto associative Net, Bidirectional Associative Memory						
Module:3	Neural Networks Based on Competition:	4 hours				
Kohonen Self Organising Maps, Examples of Feature Maps, Learning Vector Quantization, Counter Propagation						
Module:4	Adaptive Resonance and Back propagation Neural Networks:	4 hours				
ART1 and ART2 – Basic Operation and Algorithm, Standard Back propagation Architecture, derivation of Learning Rules, Boltzmann Machine Learning.						
Module:5	Classical and Fuzzy Sets and Relations:	4 hours				
Introduction –Fuzziness vs. Randomness, Properties and Operations on Classical and Fuzzy Sets, Crisp and Fuzzy Relations - Cardinality, Properties and Operations, Composition, Tolerance and Equivalence Relations						
Module:6	Membership Functions:	3 hours				
Features of membership function, Standard forms and Boundaries, fuzzification, membership value assignments, Fuzzy to Crisp Conversions, Lambda Cuts for fuzzy sets and relations, Defuzzification methods						
Module:7	Fuzzy Inference System:	4 hours				
Formation, decomposition and aggregation of fuzzy rules, construction of FIS, methods of FIS, Introduction to ANFIS. Applications of Fuzzy Logic: Fuzzy Pattern Recognition- Fuzzy Image compression						



Module:8	Contemporary issues:	2 hours	
			Total Lecture hours: 30 hrs
Text Book(s)			
1. J.S.R. Jang, C.T. Sun, E. Mizutani, Neuro Fuzzy and Soft Computing - A computational Approach to Learning and Machine Intelligence, 2012, PHI learning private limited, New Delhi.			
2. Timothy J. Ross, Fuzzy Logic with Engineering Applications, 2016, 4 th Edition, John Wiley and sons USA.			
Reference Books			
1. Jacek. M. Zurada, Introduction to Artificial Neural Systems, 2014, 11 th edition, Jaico Publishing House, India			
2. Samir Roy, Udit Chakraborty, Introduction to soft computing Neuro-Fuzzy and Genetic algorithms, 2013, 1 st edition, Pearson Education, Noida.			
3. Simon Haykin, Neural Networks and Learning Machines, 2016, 3 rd edition, Pearson Education Inc., India			
Mode of Evaluation: Continuous Assessment Test, Quiz, Digital Assignment, Final Assessment Test.			
Typical Projects			
1. Detection of disorders from Medical images using Neural Networks/Fuzzy			
2. Electrical load forecasting using Neural Networks/Fuzzy			
3. Electronic Music System using Neural Networks/Fuzzy			
4. Face Identification System using Neural Networks			
5. Image Decryption using Neural Networks			
6. Signature Forgery and Handwriting Detection System using Neural Networks/Fuzzy			
7. Speaker Recognition using Soft Computing			
8. Speech Separation Using ICA Based Neural Networks			
Recommended by Board of Studies : 27/02/2016			
Approved by Academic Council : No. 40		18/03/2016	



Course Code	Course Title	L	T	P	J	C
ECE6037	FAULT TOLERANCE AND DEPENDABLE SYSTEMS	2	0	0	0	2
Pre-requisite	Nil	Syllabus Version : 1				
<p>Course Objectives: The course is aimed at [1] Providing students with a working knowledge of the potential faults and errors occurring in an embedded system. [2] Providing knowledge in concepts of fault detection and fault tolerance. [3] Teaching students dependability concepts [4] Exposing the fault tolerance strategies and design techniques.</p>						
<p>Course Outcomes (CO): At the end of the course the student will be able to [1] Gain knowledge in concepts involving fault detection [2] Comprehend dependability concepts [3] Understand tolerance and correction mechanisms in real world scenarios. [4] Design and develop dependable systems for mission critical applications. [5] Understand Fault tolerance in interconnected systems. [6] Understand Fault tolerance in distributed systems. [7] Apply Dependability evaluation techniques and tools</p>						
Module:1	Faults and Failures	3 hours				
Fault - error, failure - faults and their manifestation - classification of faults and failures						
Module:2	Dependability Concepts	3 hours				
Dependable system - techniques for achieving dependability - dependability measures						
Module:3	Fault Tolerance Strategies	4 hours				
Fault detection – masking – containment – location – reconfiguration - recovery.						
Module:4	Fault tolerant design techniques	5 hours				
Hardware redundancy - software redundancy - time redundancy - information redundancy						
Module:5	Fault tolerance in Interconnects	4 hours				
Hypercube - star graphs - fault tolerant ATM switches						
Module:6	Fault Tolerance in Distributed Systems	5 hours				
Byzantine General problem - consensus protocols - check pointing and recovery - stable storage and RAID architectures - data replication and resiliency						
Module:7	Dependability evaluation techniques and tools	4 hours				
Fault trees - Markov chains - HIMAP tool						
Module:8	Contemporary issues:	2 hours				
Total Lecture hours: 30 hrs						
<p>Text Book(s) 1. Elena Dubrova, Fault-Tolerant Design, 2013, Springer, Sweden. 2. Israel Koren, C. Mani Krishna, Fault-Tolerant Systems, 2011, Morgan Kaufmann, San Francisco.</p>						
<p>Reference Books 1. D. P. Siewiorek and R. S. Swarz, Reliable Computer Systems: Design and Evaluation, 2014, 3rd ed., Digital Press, Pennsylvania. 2. Alessandro Birolini, Reliability Engineering: Theory and Practice, 2017, 8th ed., Springer-Verlag Berlin Heidelberg, Spain.</p>						



Mode of Evaluation: Continuous Assessment Test, Quiz, Digital Assignment, Final Assessment Test.	
Recommended by Board of Studies : 27/02/2016	
Approved by Academic Council : No. 40	18/03/2016



Course Code	Course Title	L	T	P	J	C
ECE6046	ADVANCED EMBEDDED PROGRAMMING	3	0	0	0	3
Pre-requisite	Nil					
Course Objectives:						
The course is aimed at making the students [1] To learn advanced programming skills of the Embedded C and Linux and the range of embedded applications. [2] To develop skills and understand the embedded Linux device drivers.						
Expected Course Outcome:						
At the end of the course, the student will be able to [1] Develop character driver. [2] Gain knowledge about advanced device driver functions. [3] Comprehend Linux device model [4] Comprehend interrupt handlers in device drivers [5] Debug a device driver code [6] Develop I/O management [7] Develop USB in device driver						
Module:1	Basic Device driver review	6 hours				
Boot loader, Driver concepts -Block & character driver distinction -Low level drivers, OS drivers etc -Writing character drivers - Device major, minor number.						
Module:2	Advanced Device driver characteristics	6 hours				
Interfaces to driver read, write, ioctl etc-Blocking and non-blocking calls, Synchronisation - Semaphores , mutexes ,spinlocks –Proc & Sysfs interfaces						
Module:3	The Linux Device Model	6 hours				
K objects, K sets, and Subsystems ,Low-Level Sysfs Operations, Hot plug Event Generation Buses, Devices, and Drivers, Classes, Putting It All Together, Hot plug, Dealing with Firmware						
Module:4	Interrupt Handling	6 hours				
Interrupts and bottom halves -Writing interrupt driven drivers, Implementing bottom halves- Kernel Threads & Work Queues						
Module:5	Time Delays and Debugging Techniques	6 hours				
Timers, Kernel timers, Jiffies , Timer interrupts- Debugging using printing, querying, watching and system defaults-Debugging tools						
Module:6	Communicating with Hardware	6 hours				
I/O Mapped I/O, Memory mapped I/O, Understanding DMA operations.						
Module:7	USB Driver Model	7 hours				
USB Device Basics, USB and Sysfs, USB Urbs, Writing a USB Driver, USB Transfers without Urbs.						
Module:8	Contemporary issues:	2 hours				
Total Lecture hours:		45 hours				
Text Book(s)						
1. John Madiou, Linux Device Drivers Development,, 2017, www.packt.com. 2. Mohan Lal Jangir, Linux Kernel and Device Driver Programming, 2014, 1 st Edition, University Science Press, India						
Reference Books						



Course code	Course title	L	T	P	J	C
ECE 6047	DESIGN AND ANALYSIS OF ALGORITHM	3	0	0	4	4
Pre-requisite		Syllabus version :1				
Course Objectives:						
<p>This course is aimed at</p> <p>[1] Enabling the students to carry out analysis of various algorithms for mainly time and space complexity.</p> <p>[2] Teaching the students how to decide the appropriate data type and data structure for a given problem.</p> <p>[3] Teaching the students how to select the best algorithm to solve a problem by considering various problem characteristics, such as the data size, the type of operations, etc.</p>						
Expected Course Outcome:						
<p>At the end if this course, the student will be able to</p> <p>[1] Develop proficiency in problem solving and programming.</p> <p>[2] Comprehend Combinatorial Optimization</p> <p>[3] Analyse various algorithms for mainly time and space complexity.</p> <p>[4] Comprehend Cryptographic Algorithms</p> <p>[5] Learn Geometric Algorithms</p> <p>[6] Analyse Parallel Algorithms</p> <p>[7] Analyse and evaluate the given program in terms of code size and computational time.</p> <p>[8] Select the best algorithm to solve a problem by considering various problem characteristics, such as the data size, the type of operations, etc.</p>						
Module:1	Introduction:	7 hours				
Role of Algorithms in computing, Analysis of Algorithms, Asymptotic notation, Euclid's algorithm, Problem, Instance, RAM model, Principles of Algorithm Design, Sorting Algorithm - Insertion Sort & Complexity Analysis, Divide and Conquer Technique, Solving recurrences - substitution, Iteration, Recursion tree, Changing variable and Master's Method.						
Module:2	Combinatorial Optimization:	5 hours				
Backtracking; Dynamic programming; Greedy Technique ; Branch & Bound						
Module:3	Advanced Algorithmic Analysis:	5 hours				
Amortized analysis; Online and offline algorithms; Randomized algorithms, NP Completeness						
Module:4	Cryptographic Algorithms:	9 hours				
Historical overview of cryptography; Private-key cryptography and the key-exchange problem; Public-key cryptography; Digital signatures; Security protocols; Applications (zero-knowledge proofs, authentication etc..						
Module:5	Geometric Algorithms:	7 hours				
Line segments: properties, intersections; convex hull finding algorithms, Voronoi Diagram, Delaunay Triangulation						
Module:6	Parallel Algorithms:	5 hours				
PRAM model; Exclusive versus concurrent reads and writes; Pointer jumping; Brent's theorem and work efficiency						
Module:7	Distributed Algorithms:	5 hours				
Consensus and election; Termination detection; Fault tolerance; Stabilization;						
Module:8	Contemporary issues:	2 hours				
Total Lecture hours:					45 hours	
Text Book(s)						

1. Anany Levitin, "Introduction to the Design and Analysis of Algorithms". 3rd edition, 2011, Addison Wesley, 2011
 2. Cormen, Leiserson, Rivest and Stein, "Introduction to Algorithms", 3rd edition, McGraw-Hill, 2009


Reference Books

1. Ellis Horowitz, "Fundamentals of Computer Algorithms", 2nd Edition, Universities Press, 2008
 2. M. J. Quinn, Parallel computing – theory and practice, McGraw Hill, 2002
 3. Sukumar Ghosh, "Distributed Systems: An Algorithmic Approach", 1st edition, Chapman & Hall/CRC Computer & Information Science Series, 2006
 4. William Stallings, "Cryptography & Network Security", 4th Edition, Prentice Hall, 2005

Mode of Evaluation: CAT / Assignment / Quiz / FAT / Project / Seminar

List of Projects (Indicative)

- I. Robot Motion Planning Based Projects to apply Computational Geometric Algorithm Principles
- II. Explore Searching Algorithms : Get into the interiors of indexing, page ranking search algorithms
- III. Design, analyze, implement and experiment new algorithms and software for solving optimization problems arising in the area of Robotics, Gaming, Telecommunication, Automotive, Genetics, Medical Applications etc.
- IV. Implement the Algorithm to cater a requirement in Military Application. The chief-commander encrypts the command and communicates to soldiers by using DES. His command contains the data in encrypted form. Also decipher this encrypted command at the receiver.
- V. Implement the RSA Based Digital Signature scheme
- VI. Implement & Build Distributed Web Service Access (Ex : Currency Converter)
- VII. Implement the algorithm for scheduling independent parallel tasks.
- VIII. Implement & Solve the following Algorithmic Puzzles using any Programming language
 1. Place N chess queens on an N×N chessboard so that no two queens attack each other using BackTracking Approach
 2. Implement an efficient Sudoku Solution : Given a partially filled 9×9 2D array 'grid[9][9]', the goal is to assign digits (from 1 to 9) to the empty cells so that every row, column, and subgrid of size 3×3 contains exactly one instance of the digits from 1 to 9.
 3. Apply Recursive principles and implement Tower of Hanoi Puzzle.
 Tower of Hanoi is a mathematical puzzle where we have three rods and n disks. The objective of the puzzle is to move the entire stack to another rod, obeying the following simple rules:
 - 1) Only one disk can be moved at a time.
 - 2) Each move consists of taking the upper disk from one of the stacks and placing it on top of another stack i.e. a disk can only be moved if it is the uppermost disk on a stack.
 - 3) No disk may be placed on top of a smaller disk
 4. Implement an efficient program to solve the Egg Drop Puzzle involving n=2 eggs and a building with k=36 floors.
 Suppose that we wish to know which stories in a 36-story building are safe to drop eggs from, and which will cause the eggs to break on landing. We make a few assumptions:
 - An egg that survives a fall can be used again.
 - A broken egg must be discarded.
 - The effect of a fall is the same for all eggs.

Course Code	Course Title	L	T	P	J	C
ECE6038	VIRTUAL INSTRUMENTATION SYSTEMS	0	0	4	4	3
Pre-requisite	Nil					
Course Objectives:						
The course is aimed at						
[1] Introducing students on Graphical programming concepts						
[2] Exposing students to system design using block level approach						
[3] Providing basic knowledge about Data Acquisition						
[4] Developing and solve real life problem using lab view NI based systems						
Course Outcomes (CO):						
At the end of the course the student should be able to						
[1] Acquire knowledge about Graphical Programming and able to differentiate from conventional programming						
[2] Learn about basics of Graphical Programming and its structure						
[3] Understand process of data acquisition using hardware						
[4] Provide a solution to engineering problem using virtual instrumentation system						
Reference Books						
1. Jovitha Jerome Virtual Instrumentation Using LabVIEW, 2010, 1st ed., PHI Learning, India.						
Text Book(s)						
1. Ian Fairweather, Anne Brumfield, LabVIEW: A Developer's Guide to Real World Integration, 2011, 1st ed., CRC Press, USA.						
List of Challenging Experiments (Indicative)						
1.	<p>Introduction: General functional description of a digital instrument- Block diagram of a Virtual Instrument, Advantages of Virtual instruments over conventional instruments- Architecture of a Virtual instrument and its relation to the operating system, LabVIEW – Graphical user interfaces- Controls and Indicators, 'G' programming – Labels and Text- Shape, Size and Color – Owned and free labels</p> <p>Lab Exercise: Examine the following image and develop a VI for the same</p> 					8 hours
2.	<p>Graphical Language: Datatype, Format, Precision and representation- Datatypes - Dataflow programming, Graphical programming palettes and tools - Front panel objects - Functions and Libraries</p>					8 hours

	<p>Lab Exercises:</p> <ol style="list-style-type: none"> 1) Use a while loop and a waveform chart to build a VI that demonstrates software timing 2) Develop a VI to generate a RAMP signal as shown below Input to the VI are Min, Max, Time span[initial value as 0 and end value only need to give] and the last input is the number of data points. VI takes the difference between Max and Min and divides that interval by the number of data points (# Points) that the user requires. For example this would mean that the user requires 5000 points to span the difference between 0 and 10[time span]. In other words, the value of the ramp function at the <i>i</i>th point is $((10-0)/5000) * i$. The For Loop allows traversing through the values of <i>i</i> from 0 to 5000. 	
3.	<p>Programming Structure: FORloops,WHILEloops, CASEstructure, formulanodes,Sequence structures-ArraysandClusters-Array operations-Bundle-Bundle/Unbundlebyname,graphsand charts</p> <p>Lab Exercises:</p> <ol style="list-style-type: none"> 1) Using Error Clusters & Handling to find square root 2) To design an interface to measure temperature and check its range between <ul style="list-style-type: none"> ● 0 to 30 ● 30 to 60 ● more than 60 <p>Record the highest and lowest temperature. Have a switch to record the selected temperature ranges.</p>	16 hours
4.	<p>Handling Strings: StringandfileI/O-HighlevelandLowlevelfileI/O's-AttributemodesLocalandGlobal variables</p> <p>Lab Exercises:</p> <ol style="list-style-type: none"> 1) Design a case structured calculator using string as input cases. 2) Build a VI that creates an array of random numbers, scales the resulting array, and takes a subset of that final array. You create a For Loop that runs for 10 iterations. Eachiteration generates a random number and stores it at the output tunnel. Random Array displays an array of 10 random numbers. The VI multiplies each value in Random Array by a Scaling Factor to create another array called Final Array. The VI then takes a subset of the Final Array starting at Start Subset for # of Elements and displays the subset in Subset Array 	12 hours
5.	<p>Hardware Aspects: Addressingthe hardwarein LabVIEW-DigitalandAnalog I/Ofunction- DataAcquisition-BufferedI/O-RealtimeData Acquisition</p> <p>Lab Exercises:</p> <p>Build a Temperature Monitoring VI that continuously measures the temperature once per time unit [variable] and displays the temperature. If the temperature goes above or below the preset limits, the VI turns on a front panel LED. You should be able to set the limit from the front panel. Also</p>	8 hours



	modify the temperature monitoring VI so that it records both the highest and lowest recorded temperatures, and also displays the time elapsed (in seconds) since recording began. Add a save option to your temperature-monitoring VI as explained above. The user will have the option to save the acquired data into a spreadsheet file that will also include additional information like the user name. Below shown is the Front panel for your reference	
6.	Case Studies: Lab Exercises: <ol style="list-style-type: none"> 1) Interface a temperature sensor to microcontroller, acquire the sensor data and display it in labview 2) Interface a motor to microcontroller and control the speed of it through labview. 	8 hours
Total Laboratory Hours		64 hours
Mode of Evaluation: Continuous Assessment Test and Final Assessment Test		
Typical Projects:		
<ol style="list-style-type: none"> 1. Develop a labview based system that controls the speed of a Motor. The motor is interfaced to any Microcontroller which supports the USB communication. In Labview create a UI with slider. The slider in the UI must be used for controlling the speed of motor. 2. Develop an UI in labview that will generate a different pattern based on the random number generated by a random function in labview. The generated pattern must be send out via USB and the same will get displayed in LED's interfaced with a microcontroller. 3. Develop an UI in Labview which depicts the signal generator functionality. A microcontroller is interfaced with labview and an oscilloscope must be interfaced to capture the signals which are given as an input in UI developed in Labview. 4. Develop an UI in labview which acquire the sensor data and store it in an Excel sheet of PC. The sensors are interfaced to microcontroller and the microcontroller is interfaced to labview system via USB 		
Mode of Evaluation: Continuous Assessment Test, Final Assessment Test		
Recommended by Board of Studies : 27/02/2016		
Approved by Academic Council : No:40		18/03/2016



Course code	Course title	L	T	P	J	C
ECE6048	EMBEDDED SYSTEM DESIGN USING FPGA	2	0	0	4	3
Pre-requisite	Nil	Syllabus version:1				
Course Objectives:						
<p>The course is aimed at</p> <p>[1] Provide in depth understanding of logic and system design.</p> <p>[2] Enabling the students to apply their knowledge for the design of advanced digital hardware systems with help of FPGA tools</p> <p>[3] Teaching the students scheduling and communication with respect to FPGA</p>						
Expected Course Outcome:						
<p>At the end of the course, the Students will be able to</p> <p>[1] Comprehend overview of Embedded System</p> <p>[2] Learn Hardware Description Languages</p> <p>[3] Acquire abilities to Design an embedded system using FPGA</p> <p>[4] Use Xilinx IP Cores</p> <p>[5] Comprehend Partitioning concepts</p> <p>[6] Comprehend Scheduling & Communication</p> <p>[7] Identify and exploitation of Parallelism concepts</p> <p>[8] Use state-of-art hardware and software to solve real life problems</p>						
Module:1	Embedded System Overview	4 hours				
H/W-FPGA-Embedded SoC and use of VLSI circuit technology-platform FPGA's-Altera Cyclone						
Module:2	Hardware Description Languages	4 hours				
Hardware Description Languages - VHDL , Verilog , Other High-Level HDLs, From HDL to Configuration Bit-stream						
Module:3	System Design using FPGA	4 hours				
Principles of system design-Design quality, Modules and interfaces, Abstraction and state, Cohesion and coupling, Designing and Reuse, Control flow graph, Design-Origins of platform FPGA designs						
Module:4	FPGA Platform	4 hours				
Components, Adding to platform FPGA systems, assembling custom compute cores. Software Design-System Software Options, Root File system, Cross-Development Tools, Monitors and Boot-loader.						
Module:5	Partitioning	4 hours				
Overview of Partitioning Problem, Analytical Solution to Partitioning-Basic definitions, Expected performance gain, Resource considerations, Analytical Approach						
Module:6	Scheduling & Communication	4 hours				
Communication-Invocation/Coordination, Transfer of State, Practical Issues- Profiling Issues, Data Structures Manipulate Feature Size.						
Module:7	Spatial Design	4 hours				
Principles of Parallelism-Identifying Parallelism - Spatial Parallelism with Platform FPGAs- Parallelism within FPGA Hardware Cores, Parallelism within FPGA Designs						
Module:8	Contemporary issues:	2hours				
Total Lecture hours:		30 hours				



Text Book(s)			
1. Ron Sass, Andrew G Schmidt Embedded Systems Design with Platform FPGAs Principles and Practices, 2011, First Edition, Tata McGraw Hill, India.			
Reference Books			
1. Charles H Roth. Jr Digital Systems design using VHDL, 2012, Re-Print, PWS publishing company (Thomson Books), USA.			
2. V A. Padroni Circuit Design with VHDL 2011, First Edition, MIT Press Cambridge, England.			
3. Wayne Wolf, FPGA Based System Design, 2011, First Edition, Prentices Hall Modern Semiconductor Design Series, USA.			
Mode of Evaluation: Continuous Assessment Test, Quiz, Digital Assignment, Final Assessment Test			
Typical Projects			
1. Bluetooth based home automation using FPGA. A Bluetooth mobile app need to be developed to transfer control information to the Bluetooth receiver which is to be interfaced with the FPGA board. Based upon the received data, the household devices like lamp, fan etc. should be turned ON/OFF.			
2. Implement an Interrupt Controller (8259) using FPGA. The entire functional block should be sub divided into various modules like vector address module, command register module, mask register module and finally it need to be integrated into a single unit to accomplish specified tasks			
3. Implement a general purpose processor on FPGA. The purpose of the design is to build an FPGA with the following features: a CPU similar to the Atmel ATmega8, a serial port with a fixed baud rate, and an output for a single digit 7-segment display.			
4. Real-time hardware implementation of a motion detection algorithm for vision based automated surveillance systems. The working prototype of a complete standalone automated video surveillance system, including input camera interface, designed motion detection VLSI architecture, and output display interface, with real-time relevant motion detection capabilities, need to be implemented on FPGA			
Mode of Evaluation: Project Reviews I, II, III			
Recommended by Board of Studies	27/02/2016		
Approved by Academic Council	No. 40	Date	18/03/2016



Course code	Course title		L	T	P	J	C
ECE5044	HARDWARE SOFTWARE CODESIGN		3	0	0	0	3
Pre-requisite	Nil	Syllabus version:1.1					
Course Objectives:							
<p>The course is aimed at</p> <p>[1] Providing adequate knowledge in the modeling of heterogeneous embedded systems based on design constraint and provide alternate solution exploring trade-off.</p> <p>[2] Introducing the importance of estimating the cost analysis in terms of hardware and software parameters.</p> <p>[3] Introducing various co-synthesis and co-simulation tools for the effective design of embedded systems with better communication between different modules.</p>							
Expected Course Outcome:							
<p>At the end of the course, the Students will be able to</p> <p>[1] Apply different MoCs based on system design specification.</p> <p>[2] Propose an alternate design solution based on constraint analysis.</p> <p>[3] Identify the partitioning solution based on the algorithms.</p> <p>[4] Understand various co-synthesis approaches.</p> <p>[5] Ability to pre-estimate and estimate the performance metrics for hardware and software based on cost analysis.</p> <p>[6] Approximate the pre estimate and estimate the performance metrics for software based cost analysis.</p> <p>[7] Decide on proper co-simulation method based on system specification</p>							
Module: 1	SPECIFICATION OF EMBEDDED SYSTEMS	7hours					
Introduction to Co-design - Comparison of co-design approaches–MoCs: State oriented, Activity oriented, Structure oriented, Data oriented and Heterogeneous –Software CFSMs– Processor Characterization							
Module: 2	HW/SW PARTITIONING CONSTRAINTS & TRADEOFFS	6 hours					
Cost modelling, Principle of hardware/software mapping-Realtime scheduling-design specification & constraints on Embedded systems-Tradeoffs							
Module: 3	HW/SW Partitioning Methodologies	6 hours					
Partitioning granularity-Kernigan-Lin Algorithm-Extended Partitioning – Binary Partitioning : GCLP Algorithm							
Module: 4	Co-synthesis	6hours					
Software synthesis–Hardware Synthesis- Interface Synthesis–Co-synthesis Approaches: Vulcan, Cosyma, Cosmos, Polis and COOL.							
Module: 5	Estimation: Hardware	6hours					
Hardware area, execution timing and power							
Module: 6	Estimation: Software	6hours					
Software memory and execution timing, Worst Case Execution Time							
Module: 7	Co-simulation & Co-verification	6 hours					



	Principles of Co-simulation – Abstract Level; Detailed Level – Co-simulation as Partitioning support – Co-simulation using Ptolemy approach, Virtual Prototyping.		
Module: 8	Contemporary issues:	2 hours	
	Total Lecture hours:	45 hours	
Text Book(s)			
1. Felice Balarin, Massimiliano Chiodo, Paolo Giusto, Harry Hsieh, Attila Jurecska, Luciano Lavagno, Claudio Passerone, Alberto Sangiovanni - Vincentelli, Ellen Sentovich, Kei Suzuki, Bassam Tabbara, Hardware-Software Co-Design of Embedded Systems: The POLIS Approach, 2012., reprint, Springer, India			
Reference Books			
1. Schaumont, Patrick, A Practical Introduction to Hardware/Software Codesign, 2013, reprint, Springer, India. 2. http://embedded.eecs.berkeley.edu/research/hsc/class.F04/index.html 3. http://www.tik.ee.ethz.ch/tik/education/lectures/ES/ 4. http://www1.cs.columbia.edu/~sedwards/classes/2004/4840/ 5. http://courses.cs.tamu.edu/rabi/cpsc489/resources.shtml 6. http://ptolemy.eecs.berkeley.edu/ptolemyII/ptII10.0/ptII10.0.1_20141217/ptolemy/domains/continuous/doc/index.htm			
Mode of Evaluation: Continuous Assessment Test –I (CAT-I), Continuous Assessment Test –II (CAT-II), Digital Assignments/ Quiz / Completion of MOOC, Final Assessment Test (FAT).			
Mode of evaluation:			
Recommended by Board of Studies	27/02/2016		
Approved by Academic Council	No. 40	Date	18/03/2016



Course Code	Course Title		L	T	P	J	C
ECE6049	MODERN AUTOMOTIVE ELECTRONICS SYSTEMS		2	0	0	4	3
Pre-requisite	Nil	Syllabus Version : 1					
Course Objectives: The course is aimed at [1] Instilling fundamental understanding of various automatic control systems and basic instrumentation involved in automobiles. [2] Learning various automobile condition measurement and monitoring mechanisms. [3] Acquity with advanced electronic elements and their functional aspects in automobiles							
Course Outcomes (CO): At the end of the course the student will be able to [1] Comprehend engine management system. [2] Understand the various Ignition and Injection systems [3] Explain the automotive control mechanisms. [4] Learn the different monitoring systems for automobiles [5] Understand the typical sensors for transportation. [6] Acquire knowledge about upcoming trends in automotive electronics systems [7] Use the knowledge attained and develop appropriate systems for societal issues							
Module:1	Engine management systems	5 hours					
Introduction - components for engine management system - Open loop and closed loop control system – Engine cranking and warm up control –Acceleration, deceleration and idle speed control.							
Module:2	Injection and ignition systems	5 hours					
Feedback carburetor system–Throttle body injection and multi point fuel injection system– Injection system controls –Advantage of electronic ignition systems–Types of solid state ignition systems and their principles of operation –Electronic spark timing control, Exhaust emission control engineering							
Module:3	Automotive control mechanism	4 hours					
Electronic management of chassis systems, Vehicle motion control, anti – lock braking system, Tyre pressure monitoring system, Collision avoidance system, Traction control system.							
Module:4	Automotive Electronics systems	4 hours					
Active suspension system Keyless entry system and Electronic power steering system, Electronic controls - lighting design - Horn – Warning systems – Brake actuation warning systems, Infotainment							
Module:5	Monitoring of Automotive systems	4 hours					
Speed warning systems, oil pressure warning system, engine over heat warning system, air pressure warning system, safety devices-Wind shield wiper and washer, VANET							
Module:6	Sensors for transportation - I	3 hours					
Basic sensor arrangement–Types of sensors, Oxygen Sensor –Cranking Sensor –Position Sensors							
Module:7	Sensors for transportation - II	3 hours					
Engine cooling water temperature Sensor–Engine oil pressure Sensor–Fuel metering –Vehicle speed sensor and detonation sensor.							
Module:8	Contemporary issues:	2 hours					
Total Lecture hours: 30 hrs							
Text Book(s) 1. Tom Denton, Automobile Electrical and Electronic Systems, 2012, 4 th Edition, Butter Worth Heinemann, United States							



2. Bosch Automotive Electrics and Automotive Electronics, 2014, 5th Edition, Springer Vieweg, United States
3. Beckwith, T.G, Roy D.Marangoni, John H.Lienhard, Mechanical Measurements, 2011, 6th Edition, Addison Wesley, United States

Reference Books

1. Ernest O Doebelin, Measurement Systems, Application and design, 2013, 5th Edition McGraw Hill Book Co., United States
2. Holman, J.P, Experimental methods for Engineers, McGraw Hill Book Co., 2011, 8th Edition, United States
3. Robert Bosch Gmph, Automotive Hand Book, 2014, 9th Edition, Wiley, United States
4. William, B. Ribbens, Understanding Automotive Electronics, 2014, 8th Edition Butter Worth Heinemann, United States

Mode of Evaluation: Continuous Assessment Test, Quiz, Digital Assignment, Final Assessment Test.

Typical Projects

1. Design of Real Time Ignition Control System. Implement an automotive throttle control system using fuzzy logic approach and perform the controller synthesis in real time environment.
2. Develop a sliding mode controller to generate appropriate torque for the driving motor of electric vehicles that ensures optimality of the slip ratio for efficient vehicle brake.
3. Design a variable structure controller to deal with the strong nonlinearity of wheel slip in the design of ABS controller. Consider the several situations such as braking in dry road, wet road and snow road.
4. Develop a safety feature in cars to avoid colliding with a vehicle or an obstacle in the way. The main objective of the system is to help driver to prevent car collisions due to blind spots and their carelessness while driving.
5. Design a speed warning system (in-vehicle subsystem) that will monitor the vehicle speed and activate an auditory warning as well as record the violation when the pre-set speed limit is exceeded.

Recommended by Board of Studies : 27/02/2016

Approved by Academic Council : No: 40

Date : 18/03/2016



Course Code	Course Title	L	T	P	J	C
CSE6052	PARALLEL PROCESSING AND COMPUTING	3	0	0	0	3
Pre-requisite	Nil	Syllabus Version : 1				
Course Objectives: The course is aimed at [1] Teaching the students to understand the scope, design and model of parallelism and to know the parallel computing architecture [2] Teaching students to do analytical modelling and performance of parallel programs [3] Teaching students to solve a complex problem with message passing model [4] Programming with CUDA and analyse complex problems with shared memory programming						
Course Outcomes (CO): At the end of the course the student will be able to [1] Understand the fundamentals of parallel processing [2] Illustrate the scheduling loops and process execution [3] Realize the parallel system architecture with CUDA [4] Comprehend the kernel based parallel programming concepts [5] Apply the performance consideration for parallel processing [6] Analyse various parallel computation patterns [7] Perform sparse matrix vector multiplications						
Module:1	Introduction to Parallel Processing	5 hours				
Parallel processing – Concepts and Terminology- Parallel Computer Memory Architectures - Parallel Programming Models - Designing Parallel Programs- Performance Analysis						
Module:2	Shared Memory Programming	6 hours				
Processes and Threads - Scope of Variables – Reduction Clause – Directives – Scheduling Loops – Caches, Cache coherence and False Sharing – Thread Safety – Examples: Bubble-sort, Odd- even transposition sort						
Module:3	Parallel Computing	6 hours				
Portability and Scalability- Introduction to CUDA, Data Parallelism and Threads-Memory Allocation and Data Movement API- Kernel-Based SPMD Parallel Programming-Kernel based Parallel Programming, Multidimensional Kernel Configuration- Basic Matrix-Matrix Multiplication						
Module:4	Kernel-Based Parallel Programming	6 hours				
Thread Scheduling-Control Divergence- Memory Model and Locality - CUDA Memories-Tiled Parallel Algorithms- Tiled Matrix Multiplication- Tiled Matrix Multiplication Kernel- Handling Boundary Conditions in Tiling-- A Tiled Kernel for Arbitrary Matrix Dimensions						
Module:5	Performance Considerations	6 hours				
Warps and Thread execution - Global Memory Bandwidth - DRAM Bandwidth - Memory Coalescing -Dynamic partition of execution resources						
Module:6	Parallel Computation Patterns	8 hours				
Convolution- Tiled Convolution- 2D Tiled Convolution Kernel- Data Reuse in Tiled Convolution-Reduction- A Basic Reduction Kernel- Scan (Prefix Sum) - A Work-Inefficient Scan Kernel- A Work-Efficient Parallel Scan Kernel						
Module:7	Sparse Matrix Vector Multiplication	6 hours				
Parallel SpMV Using CSR-Padding and Transposition-Using Hybrid to Control Padding- Sorting and Partitioning for Regularization						
Module:8	Contemporary issues:	2 hours				
Total Lecture hours : 45 hrs						
Text Book(s) 1. Ananta Grama, Anshul Gupta, George Karypis, Vipin Kumar, Introduction to Parallel Computing, 2011, Second Edition, Addison Wesley Professional, UK.						

